

# Boulevard 60-inch Vent-Free Linear Fireplace VFLB60FP



## INCLUDES

- LED Lighting
- Thermostat Variable Remote Control
- In-Wall Lighting control module and battery back-up module with stainless switch cover
- Fine Mesh Barrier Screen

## REQUIRES

- Decorative Crushed Glass

## ACTUAL DIMENSIONS

66 3/16" W x 41 1/2" H x 11 1/16" D

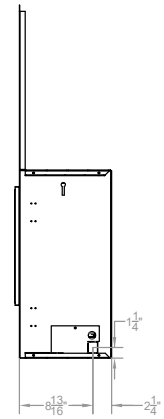
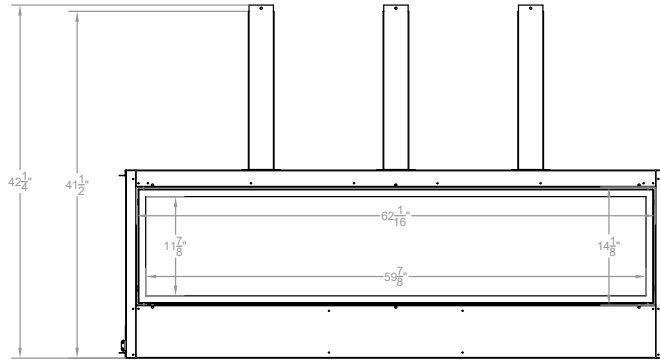
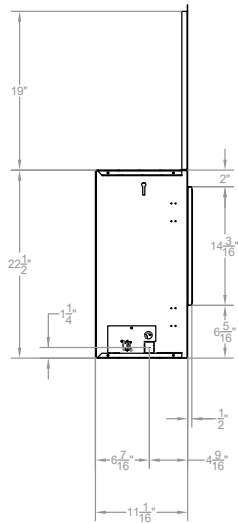
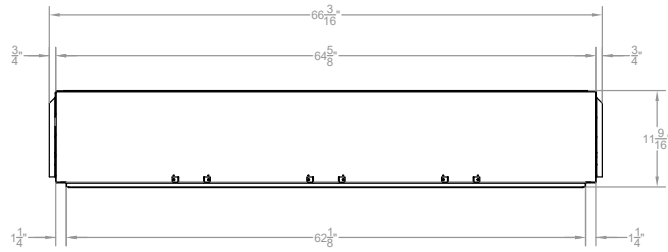
## TECHNICAL INFORMATION

- Maximum heat output: 38,500 BTUs (LP) / 40,000 BTUs (Nat)
- Weight: 230 lbs.
- Type of Gas: LP or Natural
- Iron Pipe Size: 1/2-inch
- Ignition Systems: Intermittent Pilot

## FIELD INSTALLED ACCESSORIES

- Liners: Black Reflective Glass or Stainless Steel
- 6-piece Driftwood log and rock set
- Decorative Media
- Decorative Fronts: 3/4-inch or 1-1/2-inch Matte Black

# VFLB60FP



Clearances (in inches)						
	A	B	C	D	E	F
VFLB60FP	18	20	22	24	26	28

Framing Dimensions (in inches)	
A	41 5/8
B	66 1/2
C	11 1/2

Empire is committed to continuous product improvement; specifications are subject to change without notice. Dimensions in this brochure are approximate; read and follow the framing dimensions in the owners manual supplied with your Empire product. Flame size, shape, and color will vary from photos. Our mantels feature natural veneers and hand-rubbed finishes – wood grain and color will vary. Adjust light levels and use "natural light" incandescent bulbs to enhance the dramatic look for your wooden mantel.

Member of the following industry associations:



This appliance is design-certified to the ANSI standard by:



SINCE 1932

Empire Comfort Systems Inc.  
918 Freeburg Ave.  
Belleville, IL 62220-2623  
info@empirecomfort.com  
02/19

The Empire Comfort Systems and White Mountain Hearth names and logos are registered U.S. trademarks.