



VENT-FREE FIREPLACES

Vail See-Through VFP36SP

Spec Sheet



ACTUAL DIMENSIONS

39" W x 37 3/4" H x 24" D

INCLUDES

- Junction Box
- Banded Brick Liner

REQUIRES

- Log Set

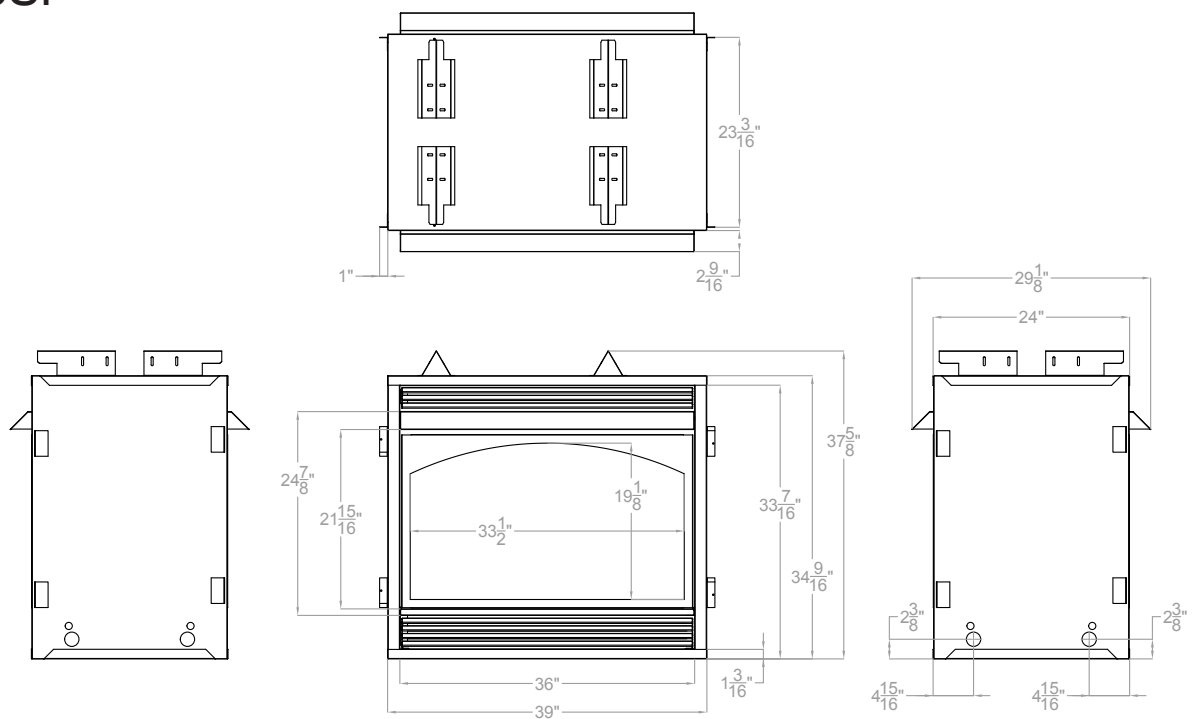
TECHNICAL INFORMATION

- Weight: 175 lbs.
- 38,000 BTU (LP, Nat)
- Ignition System: Millivolt

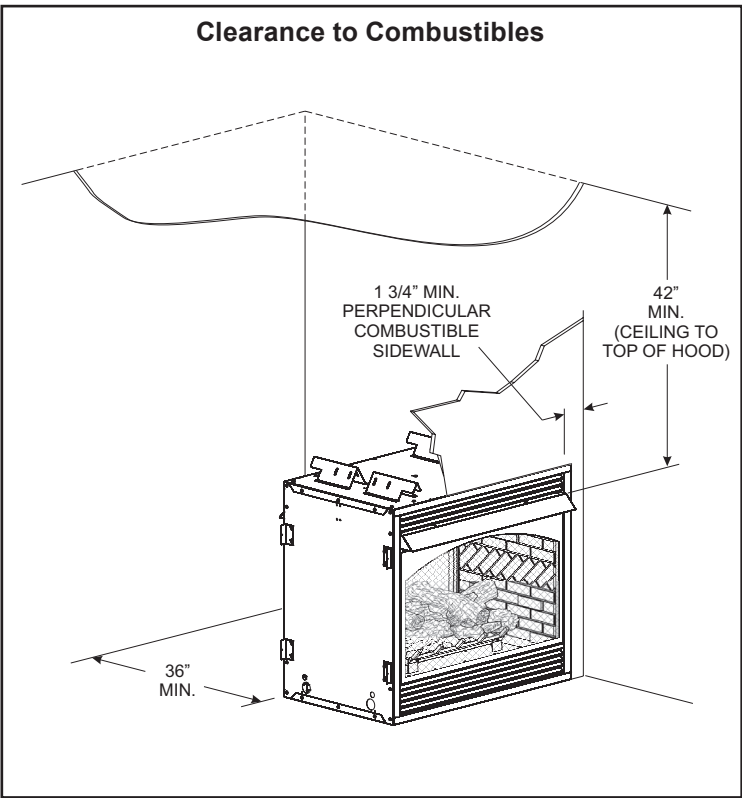
FIELD INSTALLED ACCESSORIES

- Log Sets: Refractory
- Blower
- Ember Kit
- Light Kit with dimmer control
- Outer Steel Frame: Hammered Pewter, Matte Black
- Outer Aluminum Frame: Hammered Pewter, Matte Black
- Decorative Louvers: Arch or Mission in Hammered Pewter or Matte Black
- Decorative Doors: Mission Arch or Arch in Hammered Pewter or Matte Black
- Control Options
- Standard or Corner Mantel

VFP36SP

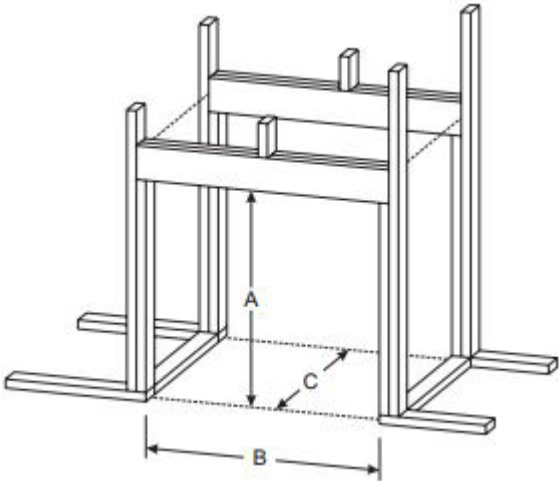


Clearance to Combustibles



Rough Opening for Installing in Wall

Framing Dimensions (in inches)	
Height (A)	38
Width (B)	40
Depth (C)	23



Empire is committed to continuous product improvement; specifications are subject to change without notice. Dimensions in this brochure are approximate; read and follow the framing dimensions in the owners manual supplied with your Empire product. Flame size, shape, and color will vary from photos. Our mantels feature natural veneers and hand-rubbed finishes – wood grain and color will vary. Adjust light levels and use "natural light" incandescent bulbs to enhance the dramatic look for your wooden mantel.

Member of the following industry associations:



This appliance is design-certified to the ANSI standard by:



SINCE 1932
Empire Comfort Systems Inc.
918 Freeburg Ave.
Belleville, IL 62220-2623
info@empirecomfort.com
01/18

The Empire Comfort Systems and White Mountain Hearth names and logos are registered U.S. trademarks.