

WCT6940

 SIGNATURE SERIES EPA WOOD BURNING FIREPLACES

Superior
FIREPLACES®
Our name is our promise.



TRADITIONAL

High efficiency, EPA-certified wood burning fireplace flawlessly combines the craftsmanship of a traditional masonry fireplace with the power of clean controllable combustion heating.



FEATURED WCT6940 shown with White Textured Stacked Panels

EXCLUSIVE FEATURES

- 🔥 Circulating design features facade, arch doors and ceramic glass for optimum heat transfer
- 🔥 EPA phase III certified wood heater and Washington State approved fireplace
- 🔥 4.0 cubic foot insulated firebox that accepts up to 30" log size for increased performance
- 🔥 Steel double doors with heat resistant door handles that stay cool to the touch
- 🔥 White stacked textured refractory panels with integrated ash lip and decorative cast iron log retainer
- 🔥 Catalytic combustor for maximum performance
- 🔥 Bypass control: Greater airflow during startup for faster wood ignition and no smoke spillage when reloading
- 🔥 Includes insulated outside air kit (required for use)
- 🔥 70% Thermal efficiency and heats up to 2,500 square feet*
- 🔥 Efficient air wash system that keeps glass clean
- 🔥 Includes heat activated 350 CFM variable speed blower for time-delayed heat distribution
- 🔥 Double duct gravity kit and/or thermostatically controlled forced air kit available (three maximum outlets)
- 🔥 Durable high temperature paint finish
- 🔥 Uses SCIL (ACBI) 7" air cooled wood burning chimney
- 🔥 Uses SCIL (S-2100 / HT6000) 7"-2" diameter insulated wood burning chimney
- 🔥 20 Year Limited Warranty

*Results obtained by burning 25 lbs. of dry maple wood. (one hour pre-heating)

INTERIOR

(Standard)



White Textured Stacked Panels

DOORS

(Required)



Smooth

FACADES

(Required)



Smooth

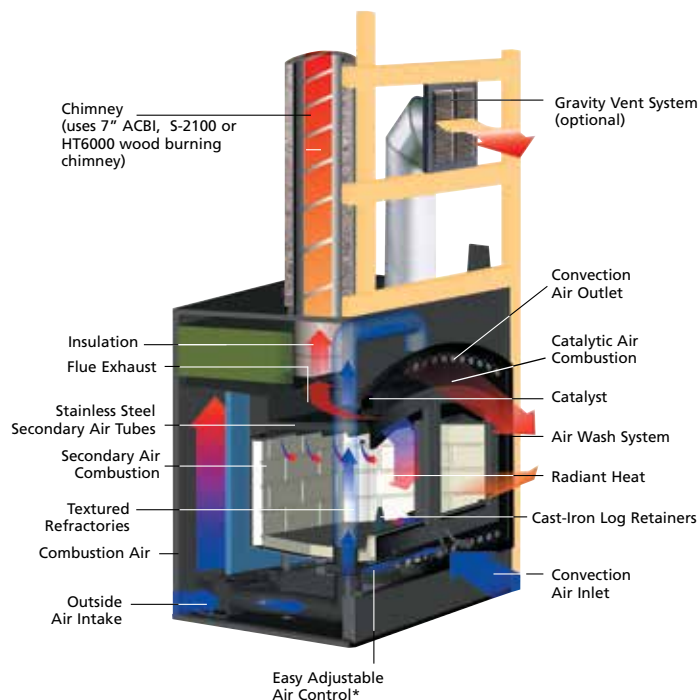
MULTI-ROOM HEATING OPTIONS

The WCT6940 wood burning fireplace can be used to heat multiple rooms within your home with our gravity vent kit option. Through natural convection or with the aid of the heat-circulating fan, warm air can be directed up to 10 feet away into one or two adjacent rooms, giving you the flexibility to heat up to three areas. Heat the family room with the fireplace, and the dining room and upstairs bedroom with the gravity vent kit. Or you can choose to more efficiently heat a large space by directing heat through multiple vents.

ADDITIONAL ACCESSORIES

- A. Hammered Steel or Smooth Doors (One Required)
- B. Hammered Steel or Smooth Facade (One Required)
- C. Double Duct Gravity Kit
- D. Forced Air Kit

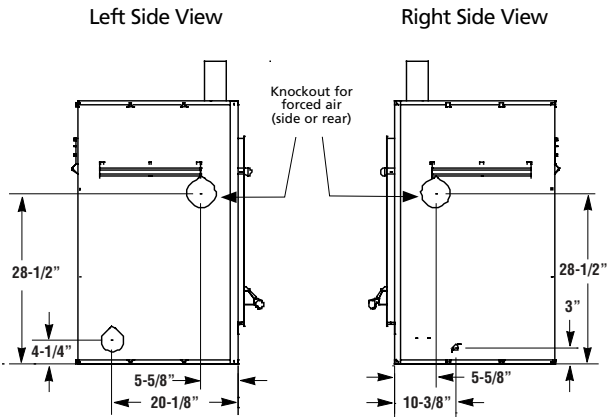
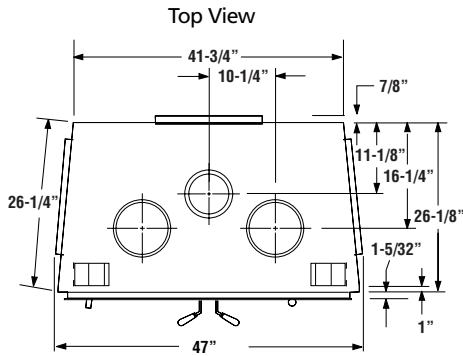
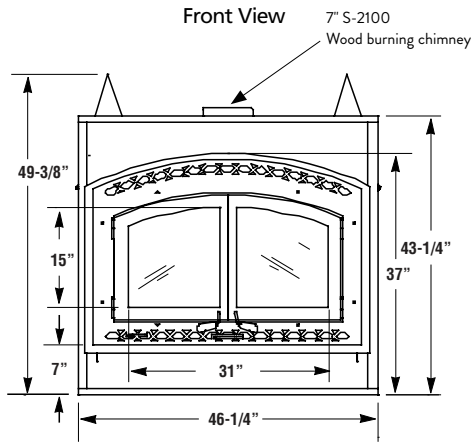
ENGINEERING FEATURES AND SPECIFICATIONS



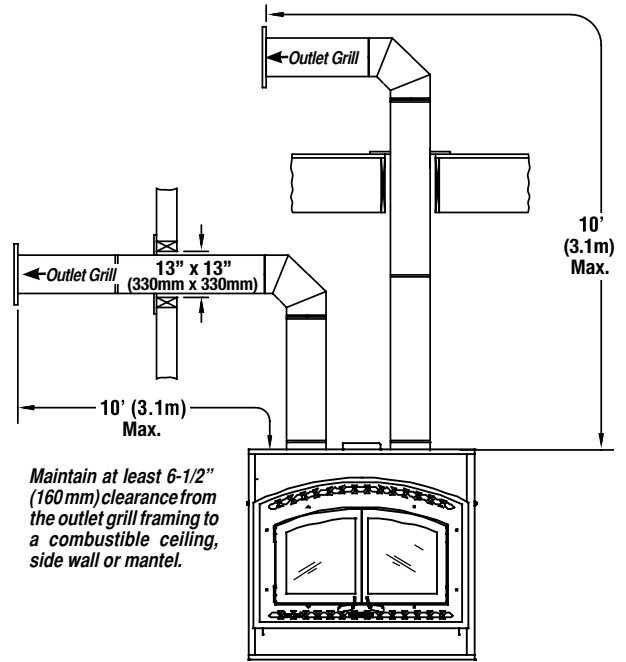
“The generous capacity of the 4.0 cubic foot firebox, combined with innovative controllable combustion, allows you to dial in extended burn times and fine tune your comfort levels.”

* Air-cooled chimney not recommended for use at elevations above 4,000 feet or in climates where temperatures will fall below 32° Fahrenheit (0° Celsius).

APPLIANCE SPECIFICATIONS



INSTALLATION SPECIFICATIONS



PRODUCT SPECIFICATIONS

Glass Viewing Area (W x H)	31" x 15"
Firebox Interior (W x H x D+)	31" x 14-1/2" x 14"
Interior Cubic Feet	4.0
Maximum Log Size	30"
Chimney Size	7"
EPA Rating	1.3 grams/hr
Max BTU's	80,000
Heating Capacity (up to)	2,500 sq. ft.
Thermal Efficiency	70%
Blower	350 CFM
Weight	520 lbs.

+Measured in front of door

IMPORTANT NOTES:

As with any fireplace, this appliance is extremely hot during operation. Read and understand all operating instructions before using this appliance. For further information, consult your dealer.

Local conditions, such as elevation and choice of fuel will affect overall appearance of the fire and heating performance. Performance can also vary with home design and insulation, ceiling height, accessories chosen and appliance location.

Diagrams, illustrations and photographs are not to scale — consult installation instructions. Product designs, materials, dimensions, specifications, colors and prices are subject to change or discontinuance without notice.



© 2018 Innovative Hearth Products
785680M 04/18

Visit us online
SuperiorFireplaces.us.com

