

VRE6000 SERIES

 SIGNATURE SERIES VENT-FREE GAS FIREBOXES

OUTDOOR

**Superior**
FIREPLACES

Our name is our promise.

TRADITIONAL

“Impressive” is the only way to describe these massive fireboxes. Designed for large, custom applications, the VRE6000 Signature Series Vent-Free Gas Fireboxes feature a 30” tall opening, long lasting stainless steel construction and beautiful Mosaic Masonry™ brick that represents a true masonry fireplace appearance.



FEATURED VRE6042 with Ivory Herringbone brick and VTDGT Series Giant Timbers gas log set

EXCLUSIVE FEATURES

- 🔥 Available in 36", 42", and 50" models
- 🔥 Fully insulated firebox for increased performance in colder climates
- 🔥 Mosaic Masonry™ brick available in a variety of patterns and colors
- 🔥 Includes stainless steel mesh fire screens
- 🔥 Dual (left hand/right hand) outside air kits available for maximum performance
- 🔥 Stainless steel construction for long lasting outdoor use
- 🔥 20 year limited warranty



FEATURED VRE6036 with Ivory Herringbone Mosaic Masonry™ brick

INTERIOR BRICK OPTIONS

(Required)

Choose from warm red or ivory Mosaic Masonry™ brick in stacked or herringbone patterns.



Warm Red Herringbone



Warm Red Stacked



Ivory Herringbone



Ivory Stacked

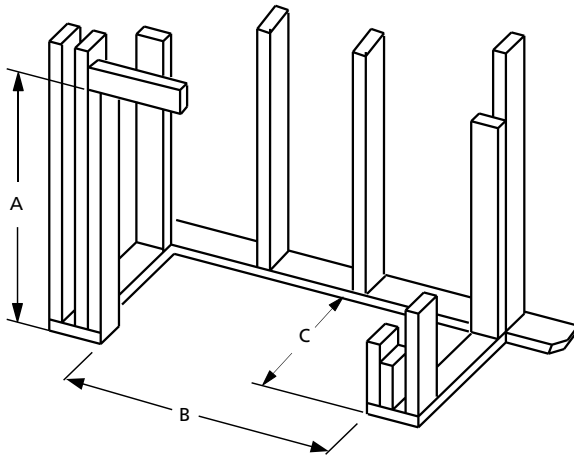
VENT-FREE GAS LOGS

(Optional)



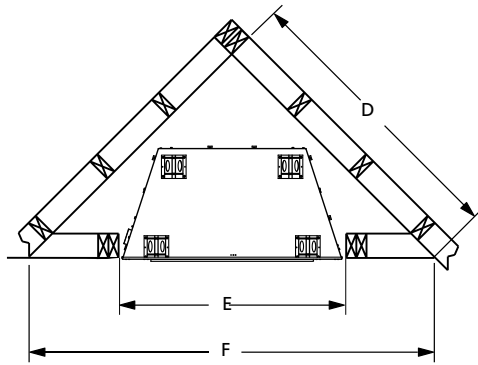
VTDGT Giant Timbers
Outdoor Gas Log Set

FLAT WALL FRAMING SPECIFICATIONS



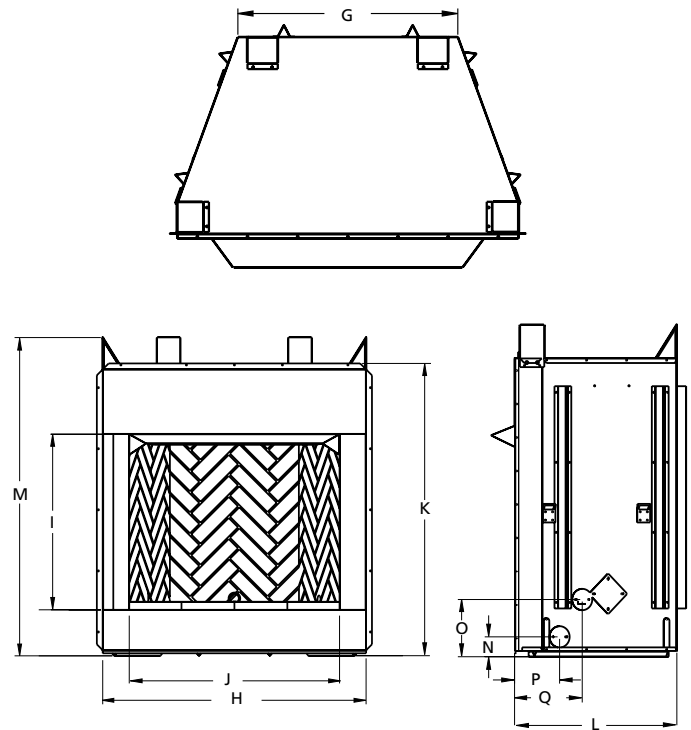
	VRE6036	VRE6042	VRE6050
A	54-5/8"	54-5/8"	54-5/8"
B	45-3/8"	51-3/8"	59-3/8"
C	28-1/4"	30-1/8"	30-1/8"

CORNER FRAMING SPECIFICATIONS



	VRE6036	VRE6042	VRE6050
D	61"	65"	71"
E	45-3/8"	51-3/8"	59-3/8"
F	86-1/2"	92"	100"

APPLIANCE SPECIFICATIONS



	VRE6036	VRE6042	VRE6050
G	29"	30-5/16"	38-5/16"
H	45-1/8"	51-1/8"	59-1/8"
I	30"	30"	30"
J	36"	42"	50"
K	49"	49"	49"
L	28"	30"	30"
M	54-1/2"	54-1/2"	54-1/2"
N	3-5/16"	3-5/16"	3-5/16"
O	9-7/16"	9-7/16"	9-7/16"
P	7-3/8"	8-3/4"	8-3/4"
Q	11-1/8"	13"	13"

On the Cover: VRE6042 shown with Warm Red Herringbone brick

IMPORTANT NOTES:

As with any fireplace, this appliance is extremely hot during operation. Read and understand all operating instructions before using this appliance. For further information, consult your dealer.

Local conditions, such as elevation and choice of fuel will affect overall appearance of the fire and heating performance. Performance can also vary with home design and insulation, ceiling height, accessories chosen and appliance location.

Diagrams, illustrations and photographs are not to scale — consult installation instructions. Product designs, materials, dimensions, specifications, colors and prices are subject to change or discontinuance without notice.



© 2014 Innovative Hearth Products

785481M 06/14

Visit us online



SuperiorFireplaces.us.com

