

## PRODUCT SPECIFICATIONS

# AVFL42(N/P)TSC Artisan Vent Free Fireplace System



### ACTUAL DIMENSIONS

Actual size: 28"H x 43"W x 13"D  
(711 mm x 1092 mm x 330 mm)  
Viewing area: 37 $\frac{1}{16}$ "W x 13 $\frac{3}{8}$ "H, 501 in<sup>2</sup>  
(951 mm x 340 mm, 3234 cm<sup>2</sup>)

### STANDARD FEATURES

- Vent free gas fireplace with louverless flush face and sleek, modern styling
- Porcelain black liner kit standard
- Contemporary glass kit standard
- Mesh screen glass cover standard
- Total Signature Command<sup>®</sup> system
- Easy front access controls
- Junction box included
- Nailing tabs for 1/2" (12.7 mm) and 5/8" (15.9 mm)
- 18" flex line with shutoff valve

### FIELD INSTALLED OPTIONAL ACCESSORIES

- Fireglass colors include Onyx, Sapphire, and Bronze
- Iceberg glass kit available in Diamond, Sesame, and Kentucky Blue
- Driftwood log set
- Stone kit
- Rope lighting kit
- Stainless or Textured Black face

### TECHNICAL SPECIFICATIONS

BTU Input: 37,000 - 24,500 natural gas  
36,000 - 28,500 liquid propane  
Ignition System: Total Signature Command  
Gas Type: Natural gas or liquid propane  
Gas Line: 18" (473 mm) flex line w/shut off 1/2" (12.7 mm) FPT

### CLEARANCE TO COMBUSTIBLES

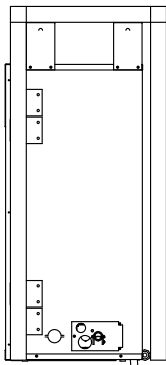
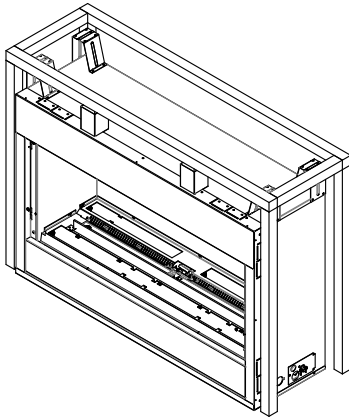
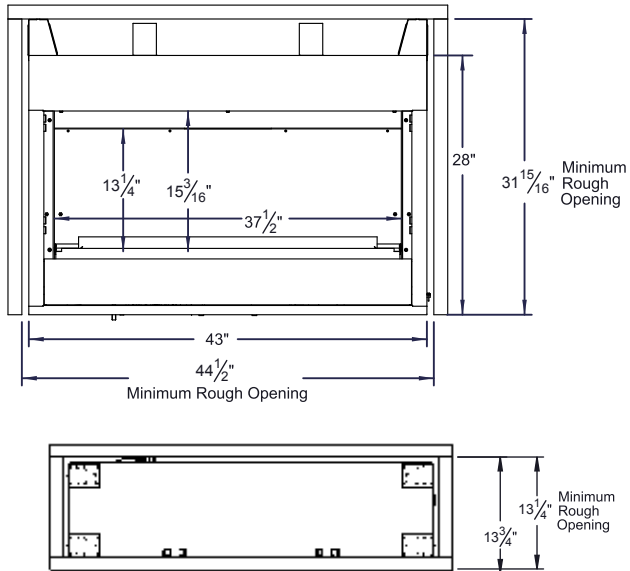
Fireplace: 0" clearance to standoffs on all sides  
Fireplace opening to ceiling: 36" (1 m) to combustibles  
Firebox opening to wall: 6" (152 mm)

## PRODUCT SPECIFICATIONS

# AVFL42(N/P)TSC Artisan Vent Free Fireplace System

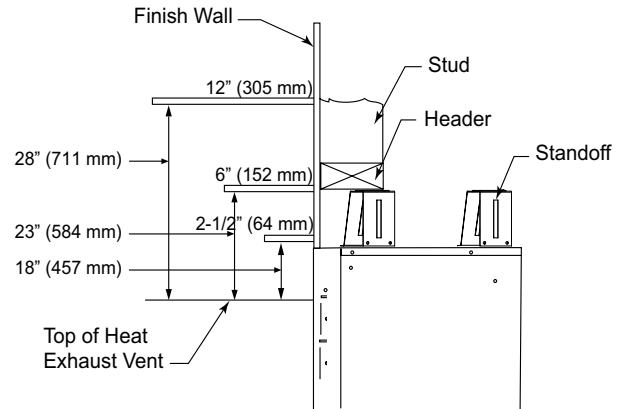


### FRAMING DIMENSIONS



### MANTEL CLEARANCES

NOTE: The combustible area above the facing must not protrude more than 3/4" (19 mm) from the facing. If it does, it is considered a mantel and must meet the mantel requirements listed here.



Side View



A Brand of Vermont Castings Group  
149 Cleveland Drive, Paris, Kentucky 40361  
[www.monessenhearth.com](http://www.monessenhearth.com)

To avoid personal injury or property damage, the product described by this brochure must be installed, operated and maintained in strict compliance with the instructions packaged with the product and all applicable building or fire codes. Contact local building or fire officials about restrictions and installation inspection requirements. All photographs and drawings on this brochure are for illustrative purposes only and are not intended for, nor should they be used as a substitute for the instructions packaged with the unit. Appearance and specifications of the product are subject to change without notice. ©2014 Vermont Castings Group 0214v1