

QUARTZ SERIES

Direct Vent Gas Fireplaces



Available IntelliFire®
app and voice control



THE FEATURES YOU NEED, WITH THE OPTIONS YOU WANT.



Quartz 32 shown with contemporary conversion kit and fade-resistant reflective black glass interior panels

Quartz Series Direct Vent Gas Fireplaces

Find your fit with the Quartz Series gas fireplace. It inspires cozy comfort and relaxation in a slim profile that preserves living space but warms spaces. Choose from traditional or contemporary styles to express your vision. For more ambiance, more heat and bigger flames, upgrade to the Quartz Platinum.

Quartz Quick Look

- Bold flames through realistic logs and LED illuminated ember bed
- 32", 36" or 42" models (Quartz) & 36" (Quartz Platinum)
- Shallow 16" firebox for smaller rooms and more installation possibilities
- Upgrade your views and flames with the Quartz Platinum
- Select from the IntelliFire® app, touchscreen remote or wireless wall switch for the solution that fits your life

QUARTZ FEATURES


- 32", 36" and 42" glass size
- One front in black finish
- Choices of interior brick panels or fade-resistant reflective black glass (optional)
- Convert to a contemporary look later
- Up to 28,500 BTUs
- Optional fan and remote controls

QUARTZ PLATINUM FEATURES

- 36"-wide viewing area and generous warmth
- Shallow depth allows for more installation possibilities
- Tavern Brown traditional brick or contemporary reflective black glass interior panels
- Enhanced safety with IntelliFire Touch® ignition system
- Touchscreen remote and optional IntelliFire® app or wireless wall switch
- Variable speed fan to push heat into the room
- LED illuminated embers for a realistic fire bed
- Choice of two fronts to fit your style
- Clear ceramic glass
- Optional heat management solutions to move warmth where you want it

ACCESSORIES & OPTIONS

Interior Panels



Fade-resistant
Reflective Black Glass -
Quartz and
Quartz Platinum



Tavern Brown -
Quartz and
Quartz Platinum




Cottage Red -
Quartz only

Fronts



Decorative Mesh front -
Available in Black for
Quartz and Quartz
Platinum



Contemporary front -
Available in Black for
Quartz Platinum only

Contemporary Conversion Kit –

Comes standard with diamond and onyx glass and stones (available for Quartz only)



Diamond Glass



Onyx Glass




Stone Kit

After you add the contemporary conversion kit, you can change the look with Sapphire or Bronze glass options.



Sapphire Glass



Bronze Glass

Controls

IntelliFire App – All the features of a remote control with an app installed on your smart device. Monitor your fire from anywhere or even control it with the sound of your voice. IntelliFire is compatible with voice assistants Amazon Alexa and Google Assistant.



Touchscreen Remote – Features: on/off, flame height adjustment, fan speed, lights adjustment, thermostat mode, room temperature readout, child lock, timer mode, battery backup, cold climate mode, power vent, wall docking station (fan, lights and power vent are dependent on your fireplace). Included standard on Quartz Platinum.



Wireless Wall Switch –

Features: on/off, battery strength indicator, cold climate mode



ACCESSORIES & OPTIONS NOT SHOWN

Mantel Systems

Visit majesticproducts.com for a variety of options and additional information on mantel systems, shelves and stone surrounds.

Power Vent

A fan-powered accessory with slim venting that can zigzag throughout your home, making it possible to install a gas fireplace virtually anywhere.

Heat Management Solutions

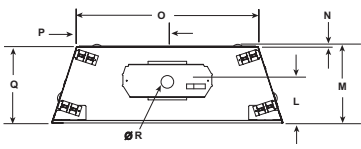
Fan – Move heat directly into the room for added comfort.

Heat-Zone® Kit – Draw heat from your fireplace to another room in your home.

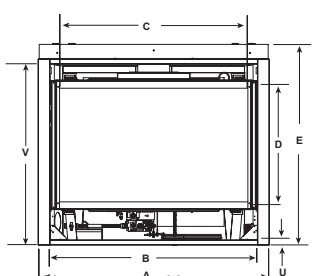
SPECIFICATIONS

MODEL	FRONT WIDTH		REAR WIDTH		HEIGHT		DEPTH		GLASS SIZE	BTU/HR INPUT
	ACTUAL	FRAMING	ACTUAL	FRAMING	ACTUAL	FRAMING	ACTUAL	FRAMING		
QUARTZ32	36" [913mm]	37" [940mm]	25-3/4" [653]	37" [940mm]	34-3/8" [873mm]	34-3/4" [882mm]	16-5/16" [415mm]	16-1/4" [413mm]	27-3/16" x 18-1/16" [691mm x 459mm]	15,000 – 21,000 (NG)
QUARTZ36	41" [1041mm]	42" [1067mm]	30-3/4" [781mm]	42" [1067mm]	37-7/8" [962mm]	38-1/4" [972mm]	16-5/16" [415mm]	16-1/4" [413mm]	32-1/16" x 21-1/2" [814mm x 546mm]	17,000 – 24,000 (NG)
QUARTZ42	48" [1219mm]	49" [1245mm]	37-3/4" [959mm]	49" [1245mm]	39-9/16" [1005mm]	40-1/4" [1022mm]	16-5/16" [415mm]	16-1/4" [413mm]	39-1/16" x 23-9/16" [992mm x 599mm]	20,000 – 28,500 (NG)
QUARTZ PLATINUM 36	41" [1041mm]	42" [1067mm]	30-3/4" [781mm]	42" [1067mm]	37-7/8" [962mm]	38-1/4" [972mm]	16-5/16" [415mm]	16-1/4" [413mm]	32-1/16" x 21-1/2" [814mm x 546mm]	17,000 – 30,500 (NG)

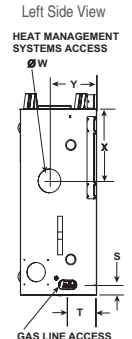
Top View



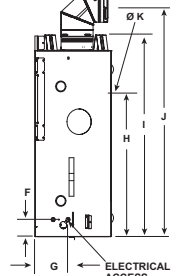
Front View



Left Side View



Right Side View



Labels: HEAT MANAGEMENT SYSTEMS ACCESS, GAS LINE ACCESS, ELECTRICAL ACCESS

MODEL	A	B	C	D	E	F	G	H	I	J	K	L	M	N	O	P	Q	R	S	T	U	V	W	X	Y
QUARTZ32	36" [914mm]	31-1/8" [791mm]	27-3/16" [691mm]	18-1/16" [459mm]	34-1/16" [865mm]	3-9/16" [90mm]	6-7/8" [175mm]	23-3/8" [594mm]	34-3/8" [873mm]	36-7/16" [926mm]	8" [203mm]	8-13/16" [224mm]	16-5/16" [414mm]	1/2" [13mm]	25-3/4" [654mm]	12-7/8" [327mm]	15-7/8" [403mm]	6-5/8" [168mm]	2-3/16" [56mm]	6" [152mm]	1" [25mm]	30-1/16" [764mm]	5" [127mm]	14" [356mm]	9-1/8" [232mm]
QUARTZ36	41" [1041mm]	36-1/8" [918mm]	32-1/16" [814mm]	21-1/2" [546mm]	37-5/8" [956mm]	3-9/16" [90mm]	6-7/8" [175mm]	26-7/8" [683mm]	37-7/8" [962mm]	39-15/16" [1014mm]	8" [203mm]	8-13/16" [224mm]	16-5/16" [414mm]	1/2" [13mm]	30-3/4" [781mm]	15-3/8" [391mm]	15-7/8" [403mm]	6-5/8" [168mm]	2-3/16" [56mm]	6" [152mm]	1" [25mm]	33-9/16" [853mm]	5" [127mm]	14" [356mm]	9-1/8" [232mm]
QUARTZ42	48" [1219mm]	43" [1092mm]	39-1/16" [992mm]	23-9/16" [599mm]	39-9/16" [1005mm]	3-9/16" [90mm]	6-7/8" [175mm]	28-7/8" [733mm]	39-7/8" [1013mm]	41-15/16" [1065mm]	8" [203mm]	8-13/16" [224mm]	16-5/16" [414mm]	1/2" [13mm]	37-3/4" [959mm]	18-7/8" [479mm]	15-7/8" [403mm]	6-5/8" [168mm]	2-3/16" [56mm]	6" [152mm]	1" [25mm]	39-9/16" [903mm]	5" [127mm]	14" [356mm]	9-1/8" [232mm]
QUARTZ PLATINUM 36	41" [1041mm]	36-1/8" [918mm]	32-1/16" [814mm]	21-1/2" [546mm]	37-5/8" [956mm]	3-9/16" [90mm]	6-7/8" [175mm]	26-7/8" [683mm]	37-7/8" [962mm]	39-15/16" [1014mm]	8" [203mm]	8-13/16" [224mm]	16-5/16" [414mm]	1/2" [13mm]	30-3/4" [781mm]	15-3/8" [391mm]	15-7/8" [403mm]	6-5/8" [168mm]	2-3/16" [56mm]	6" [152mm]	1" [25mm]	33-9/16" [853mm]	5" [127mm]	14" [356mm]	9-1/8" [232mm]

EnerGuide (CSA P.4.1-15) Efficiencies

EnerGuide is the official Government of Canada mark associated with the labelling and rating of the energy consumption or energy efficiency of specific products.

QUARTZ 32	QUARTZ 36	QUARTZ PLATINUM 36	QUARTZ 42
56.0% (NG) 54.1% (LP)	50.7% (NG) 51.1% (LP)	54.9% (NG) 58.3% (LP)	61.3% (NG) 60.5% (LP)

TECHNOLOGY

IntelliFire Touch® Ignition System

IntelliFire Touch is our most advanced intermittent-pilot ignition (IPI) system, making operating your appliance simple, smart and safe. Select from the IntelliFire app, touchscreen remote or wireless wall switch for the solution that fits your life.

Direct Vent Technology

Direct Vent fireplaces remove 100% of combustion exhaust and odors from your space. These sealed fireplaces provide optimal heat, conserve energy and ensure clean indoor air quality.



For more information about Majestic efficient and environmentally friendly products, please visit majesticproducts.com or majesticfireplaces.ca

Limited Lifetime Warranty²

The strongest in the industry, Majestic provides a limited lifetime warranty on gas-burning products of the most important aspects: firebox and heat exchanger.

Your Majestic Dealer:

1: Contemporary Conversion Kit not available for Quartz Platinum. Available only for Quartz 32" and Quartz 36"

2: For full warranty details go to majesticproducts.com. The information provided in this literature is for planning purposes only and subject to change. Please consult the installation manual for actual installation. Actual product appearance may differ from product images. Fireplace, stove and insert surfaces get extremely HOT and can cause severe burns if touched. Keep a safe distance away. To learn more visit www.majesticproducts.com. © 2022 Hearth & Home Technologies®

Google and Google Home are trademarks of Google LLC. Amazon, Alexa, and all related logos are trademarks of Amazon.com, Inc. or its affiliates.



MAJ-1017U-0722