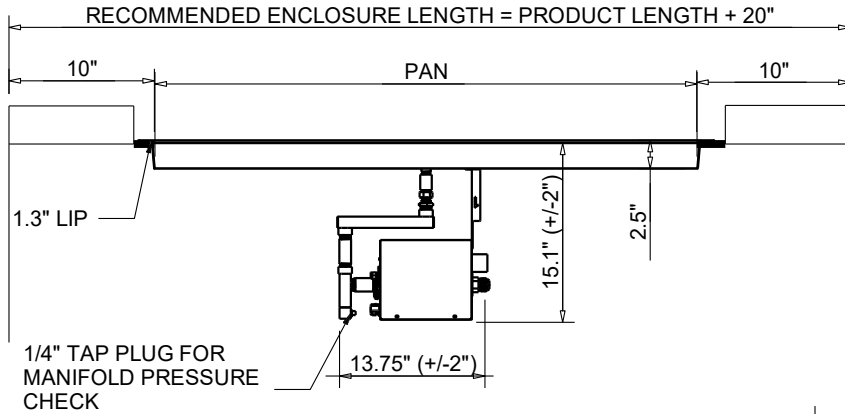




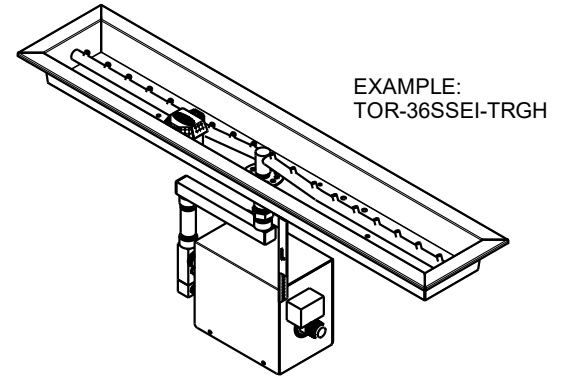
FIRE INSPIRED[®]

**CSA CERTIFIED-OUTDOOR USE ONLY
FOR COMMERCIAL AND RESIDENTIAL USE**

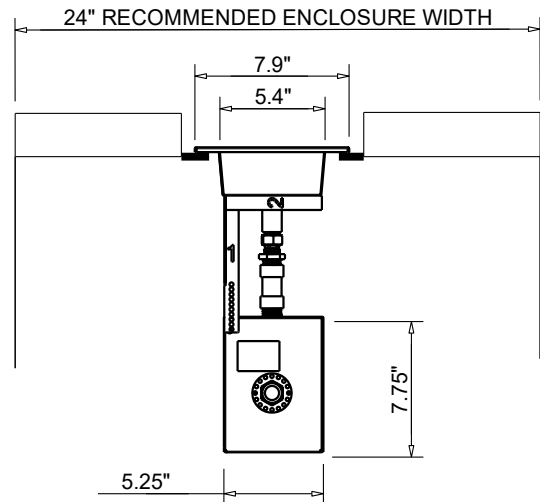
HEARTH PRODUCTS CONTROLS
2225 LYONS RD.
MIAMISBURG, OH 45342
TOLL FREE: 877.585.9800
PHONE: 937.436.9800
www.hpcfire.com



SIDE ELEVATION



ISOMETRIC VIEW



FRONT ELEVATION

AVAILABLE IN:

- 120VAC, 24VAC OR 12VAC
- On/Off OR Hi/Low

MATERIAL: 304 STAINLESS STEEL

Hi/Lo MODELS HAVE A 40% REDUCTION IN BTU ON LOW SETTING

PART NUMBER	STND		DIMENSION CHART	
	TROUGH	TORPEDO	PAN	BURNER
TOR- 24SSEI-TRGH	50K	75K	24.5"	23.50"
TOR- 36SSEI-TRGH	75K	115K	36.5"	35.50"
TOR- 48SSEI-TRGH	100K	150K	48.5"	47.50"
TOR- 60SSEI-TRGH	125K	175K	60.5"	59.50"
TOR- 72SSEI-TRGH	150K	200K	72.5"	71.50"
TOR- 96SSEI-TRGH	200K	250K	96.5"	95.5"

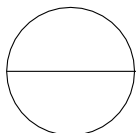
*FOR TORPEDO BURNERS ADD TOR-

Notes:

- PROPER VENTING**
 - ENCLOSURES: Recommend 4 each 18 sq.in. vents on opposing sides (Minimum 2 each 18 sq.in. vents).
 - BOWLS (Copper, concrete or metal) - Bowl to be raised above mounting surface minimum of 3/4" gap; Bowl to have a minimum of 6" diameter hole in bottom
- GAS SUPPLY - FOR USE WITH FIXED PIPING SYSTEMS ONLY - NOT FOR USE WITH SMALL TANKS.**
 - Natural Gas: Operating Supply Pressure: Minimum: 6.0" W.C.; Maximum: 7.0" W.C.
 - LP Gas: Operating Supply Pressure: Minimum: 10.0" W.C.; Maximum: 11.0" W.C.
- LOW VOLTAGE POWER SUPPLY**
 - Manufacture requires 100 watt power supply be added for low voltage fire pits

IMPORTANT: Ensure any flex line that may be used from the permanent main fuel supply to the product is rated to the stated max btu of the product and certified to ANSI Z21.75*CSA 6.27.

- MODIFICATION OF PRODUCT WILL VOID ANY CERTIFICATION AND WARRANTY.
- FOLLOW ALL MANUFACTURER INSTALLATION INSTRUCTIONS AND LOCAL CODES.
- ALL DIMENSIONS ARE CONSIDERED TRUE AND REFLECT MANUFACTURER'S SPECIFICATIONS AS OF THE REVISION DATE.
- DO NOT SCALE DRAWING.
- THESE DRAWINGS ARE FOR SIZING AND PLANNING PURPOSES. ALL INFORMATION CONTAINED HEREIN WAS CURRENT AT THE TIME OF DEVELOPMENT. THE MANUFACTURER'S RESPONSIBLE FOR THE ACCURACY OF THE DRAWING.
- CONTRACTOR'S NOTE: FOR PRODUCT AND COMPANY INFORMATION VISIT www.CADdetails.com/info REFERENCE NUMBER 771-048.



ELECTRONIC IGNITION

EI LINEAR TROUGH - FLAME SENSING WITH ELECTRONIC HOT SURFACE IGNITION