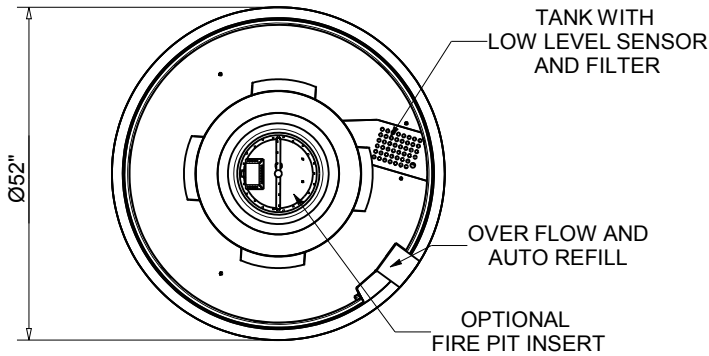




HEARTH PRODUCTS CONTROLS
 3050 PLAINFIELD RD.
 KETTERING, OH 45432
 TOLL FREE: 1-877-433-7001
 PHONE: (937) 433-7000
 FAX: (937) 433-0704
 www.hpcfire.com

Hearth Products Controls Co
EVOLUTION 360 WATER PIT SERIES
CSA CERTIFIED-OUTDOOR USE ONLY
FOR COMMERCIAL AND RESIDENTIAL USE



WATER PIT WITH WATER FEATURE

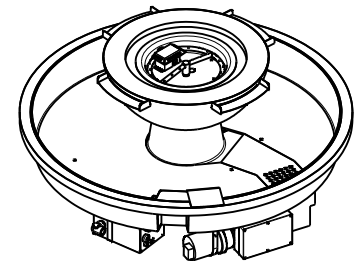
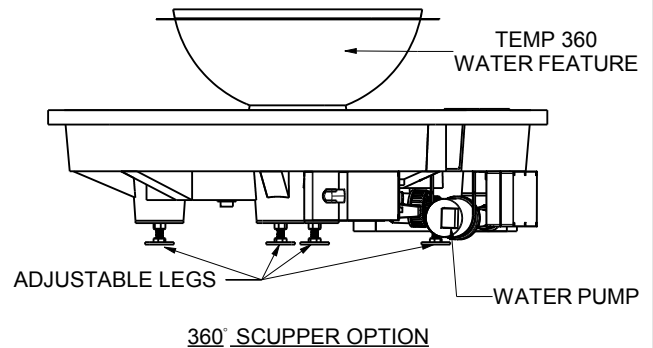
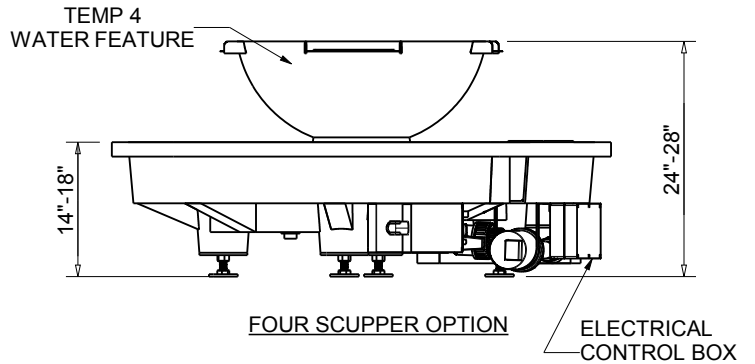
Includes Basin, 26" Copper Water Bowl fitted with Certified Electronic Ignition Fit Pit and Lava Rock

PART NUMBER	DESCRIPTION
WB52R-TEMP4-EI	4-SCUPPER FEATURE - 90K BTU
WB52-TEMP360-EI	360° SCUPPER FEATURE - 90K BTU

WATER PIT WITH OPTIONAL FIRE PIT

Includes Basin and 26" Copper Planter

PART NUMBER	DESCRIPTION
WB52R-TEMP4	4-SCUPPER FEATURE WATER BOWL
WB52-TEMP360	360° SCUPPER FEATURE WATER BOWL



ISOMETRIC VIEW

VISIT www.hpcfire.com FOR OTHER WATER FEATURE OPTIONS FEATURES:
 WATER ROCK - 3 BAGS REQUIRED

MODEL #	ROCK COLOR	SIZE	WEIGHT/BAG
957-BLK	BLACK	2-4"	55LBS
957-TAN	TAN	2-4"	55LBS
957-RED	RED	2-4"	55LBS
957-GREY	GREY	2-4"	55LBS

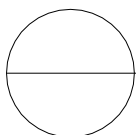
- OPTIONAL FIRE FEATURE
- LOW LEVEL PUMP PROTECTION
- AUTO REFILL
- OVERFLOW
- DRAIN
- LED LIGHTS
- ADJUSTABLE WATER FLOW
- ADJUSTABLE HEIGHT WITH LEVELING LEGS
- NEMA RATED ELECTRICAL SYSTEM
- WATER FILTER

Notes:

1. PROPER VENTING
 - ENCLOSURES: Recommend 4 each 18 sq.in. vents on opposing sides (Minimum 2 each 18 sq.in. vents).
 - BOWLS (Copper, concrete or metal) - Bowl to be raised above mounting surface minimum of 3/4" gap; Bowl to have a minimum of 6" diameter hole in bottom
2. GAS SUPPLY - FOR USE WITH FIXED PIPING SYSTEMS ONLY - NOT FOR USE WITH SMALL TANKS.
 - Natural Gas: Operating Supply Pressure: Minimum: 6.0" W.C.; Maximum: 7.0" W.C.
 - LP Gas: Operating Supply Pressure: Minimum: 10.0" W.C.; Maximum: 11.0" W.C.

IMPORTANT: Ensure any flex line that may be used from the permanent main fuel supply to the product is rated to the stated max btu of the product and certified to ANSI Z21.75*CSA 6.27.

5. MODIFICATION OF PRODUCT WILL VOID ANY CERTIFICATION AND WARRANTY.
6. FOLLOW ALL MANUFACTURER INSTALLATION INSTRUCTIONS AND LOCAL CODES.
7. ALL DIMENSIONS ARE CONSIDERED TRUE AND REFLECT MANUFACTURER'S SPECIFICATIONS AS OF THE REVISION DATE.
8. DO NOT SCALE DRAWING.
9. THESE DRAWINGS ARE FOR SIZING AND PLANNING PURPOSES. ALL INFORMATION CONTAINED HEREIN WAS CURRENT AT THE TIME OF DEVELOPMENT. THE MANUFACTURER'S RESPONSIBLE FOR THE ACCURACY OF THE DRAWING.
10. CONTRACTOR'S NOTE: FOR PRODUCT AND COMPANY INFORMATION VISIT www.CADdetails.com/info REFERENCE NUMBER 771-049.



EVOLUTION 360 - PLUG-N-PLAY WATER SYSTEM
 OPTIONAL CSA CERTIFIED FIRE PIT INSERT