



VENT-FREE FIREBOX

Breckenridge See-Through VFP36SB

Spec Sheet



ACTUAL DIMENSIONS

39" W x 41 1/8" H x 24" D

INCLUDES

- Junction Box
- Banded Brick Liner
- Standard Hood, Black (2)

REQUIRES

- Burner
- Log Set
- Extended Hoods for installation where the firebox surround materials are thicker than 1-inch

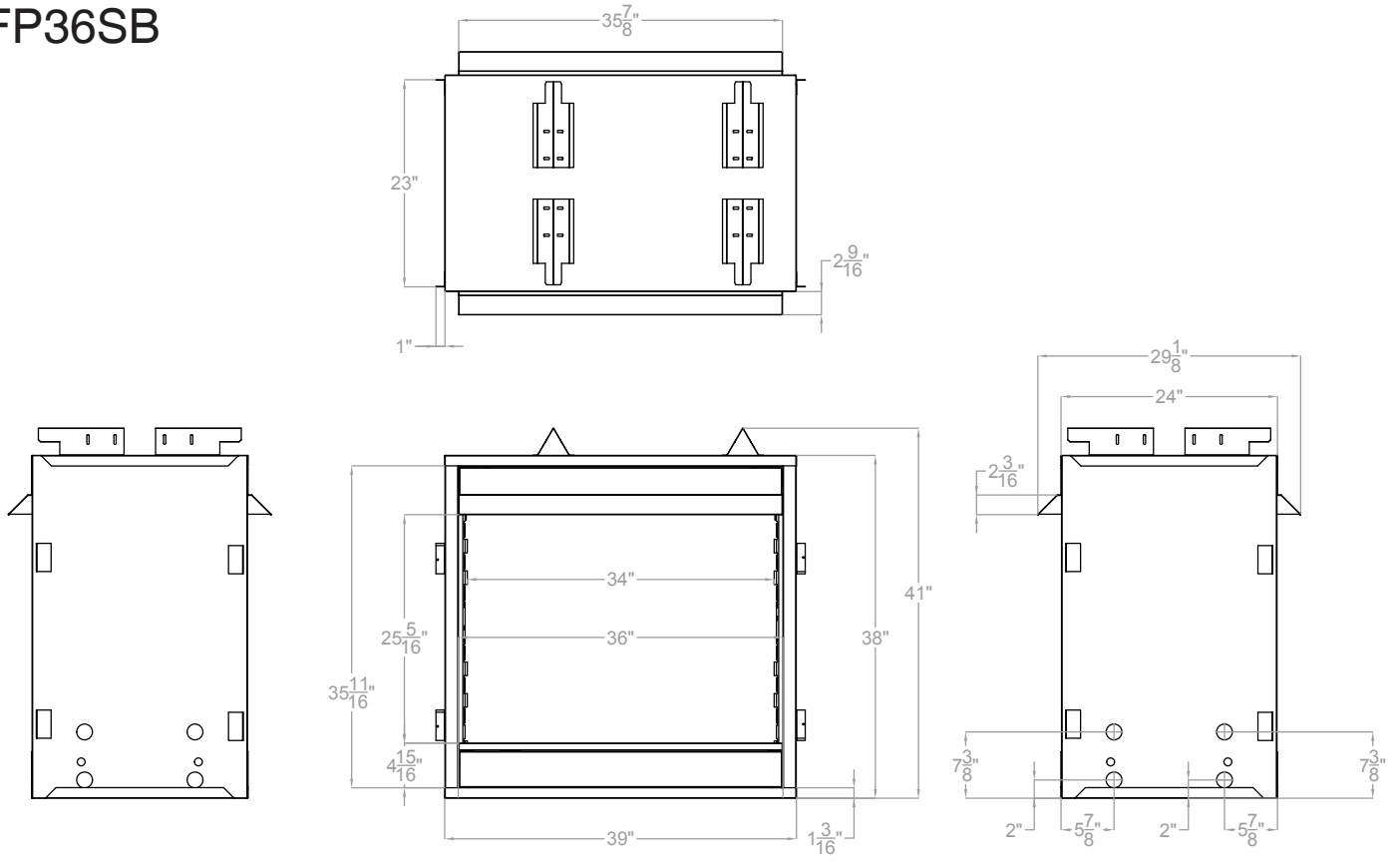
TECHNICAL INFORMATION

- Weight: 136 lbs.
- Flush Front or Louver

FIELD INSTALLED ACCESSORIES

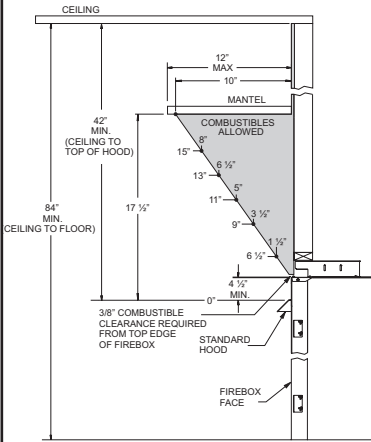
- Liners: Black Porcelain, Stainless Steel
- Super Ember Kit
- Blower
- Light Kit with Dimmer Control
- Decorative Hood: Hammered Pewter, Matte Black, Stainless Steel,
- Decorative Arch Door Set: Mission Arch or regular Arch in Hammered Pewter or Matte Black
- Outer Steel Frame: Hammered Pewter or Matte Black

VFP36SB

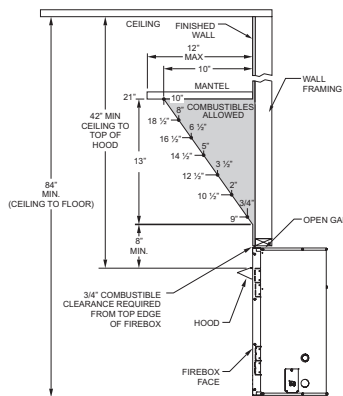


Clearance to Combustibles

Mantel Clearances with Standard Hood

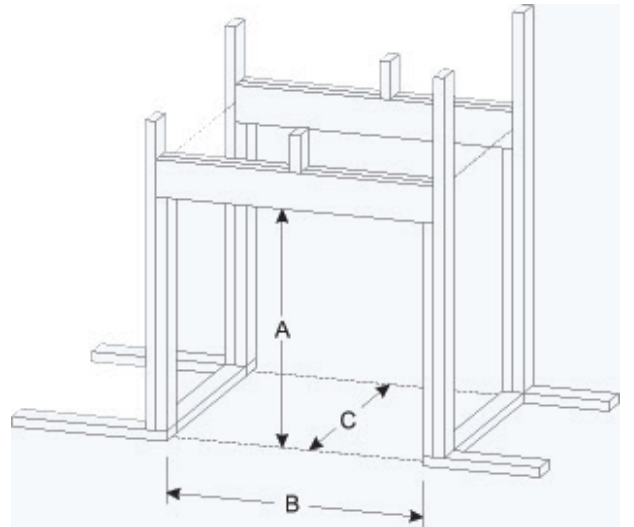


Mantel Clearances with Optional Extended Hood



Minimum Fireplace Opening Dimensions (in inches)

Height (A)	41 1/2
Width (B)	40
Depth (C)	23



Empire is committed to continuous product improvement; specifications are subject to change without notice. Dimensions in this brochure are approximate; read and follow the framing dimensions in the owners manual supplied with your Empire product. Flame size, shape, and color will vary from photos. Our mantels feature natural veneers and hand-rubbed finishes – wood grain and color will vary. Adjust light levels and use "natural light" incandescent bulbs to enhance the dramatic look for your wooden mantel.

Member of the following industry associations:



This appliance is design-certified to the ANSI standard by:



SINCE 1932

Empire Comfort Systems Inc.

918 Freeburg Ave.

Belleville, IL 62220-2623

info@empirecomfort.com

101/18

The Empire Comfort Systems and White Mountain Hearth names and logos are registered U.S. trademarks.