

VRT4500 SERIES

 CUSTOM SERIES VENT-FREE GAS FIREBOXES

Superior[™]
FIREPLACES
Our name is our promise.



TRADITIONAL

“Captivating” is the only way to describe these massive fireboxes. Designed for large interior applications, the VRT4500 Custom Series Vent-Free Gas Fireboxes feature a 30” tall opening and beautiful refractory panels for a realistic appearance.



FEATURED VRT4550 with White Stacked refractory panels and VFGT Series log set

EXCLUSIVE FEATURES

- 🔥 Available in 36", 42" and 50" models
- 🔥 99.9% heating efficiency when paired with a vent-free gas log set
- 🔥 Fully insulated firebox for increased performance in colder climates
- 🔥 Refractory panels available in two patterns
- 🔥 Includes mesh fire screens
- 🔥 Dual (left hand/right hand) outside air kits available for maximum performance
- 🔥 Durable textured powder coat finish
- 🔥 20 year limited warranty



FEATURED VRT4550 with White Stacked refractory panels and VFGT Series log set

INTERIOR PANEL OPTIONS

(Required)

Choose from stacked or herringbone patterns.



White Stacked



White Herringbone

VENT-FREE GAS LOGS

(Optional)

Choose from a variety of gas log sets.



VFGT Series

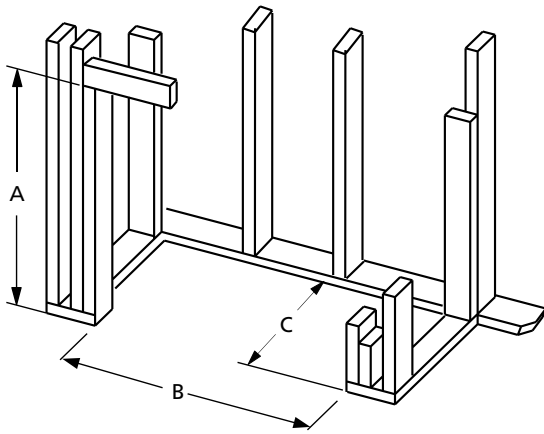


LTF Series



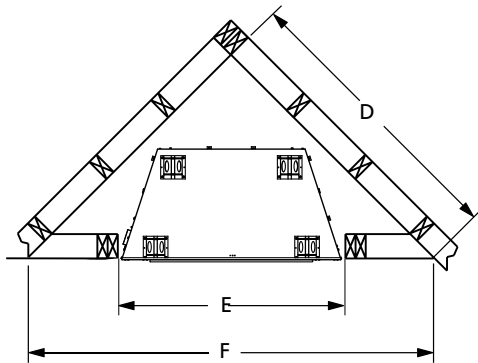
LBG Series

FLAT WALL FRAMING SPECIFICATIONS



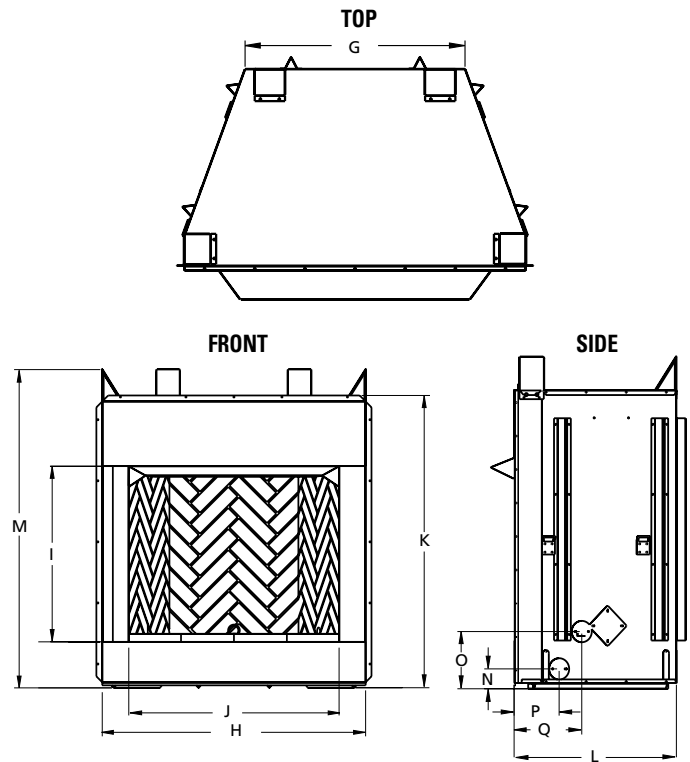
	VRT4536	VRT4542	VRT4550
A	54-5/8"	54-5/8"	54-5/8"
B	45-3/8"	51-3/8"	59-3/8"
C	28-1/4"	30-1/8"	30-1/8"

CORNER FRAMING SPECIFICATIONS



	VRT4536	VRT4542	VRT4550
D	61"	65"	71"
E	45-3/8"	51-3/8"	59-3/8"
F	86-1/2"	92"	100"

APPLIANCE SPECIFICATIONS



	VRT4536	VRT4542	VRT4550
G	29"	30-5/16"	38-5/16"
H	45-1/8"	51-1/8"	59-1/8"
I	30"	30"	30"
J	36"	42"	50"
K	49"	49"	49"
L	28"	30"	30"
M	54-1/2"	54-1/2"	54-1/2"
N	3-5/16"	3-5/16"	3-5/16"
O	9-7/16"	9-7/16"	9-7/16"
P	7-3/8"	8-3/4"	8-3/4"
Q	11-1/8"	13"	13"

IMPORTANT NOTES:

As with any fireplace, this appliance is extremely hot during operation. Read and understand all operating instructions before using this appliance. For further information, consult your dealer.

Local conditions, such as elevation and choice of fuel will affect overall appearance of the fire and heating performance. Performance can also vary with home design and insulation, ceiling height, accessories chosen and appliance location.

Diagrams, illustrations and photographs are not to scale — consult installation instructions. Product designs, materials, dimensions, specifications, colors and prices are subject to change or discontinuance without notice.



© 2017 Innovative Hearth Products

785446M 01/17

Visit us online



SuperiorFireplaces.us.com



Report #F09-130