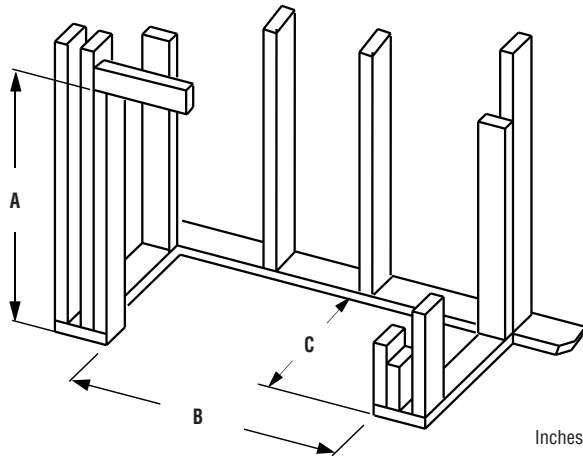


VRE6000 36/42/50 SERIES

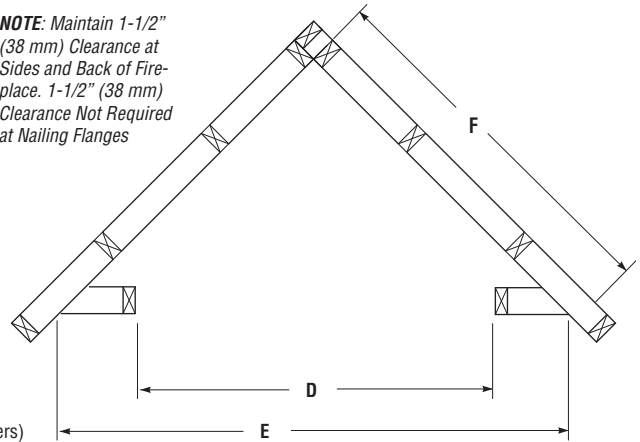
OUTDOOR VENT-FREE GAS FIREPLACE

Framing Dimensions



Inches (millimeters)

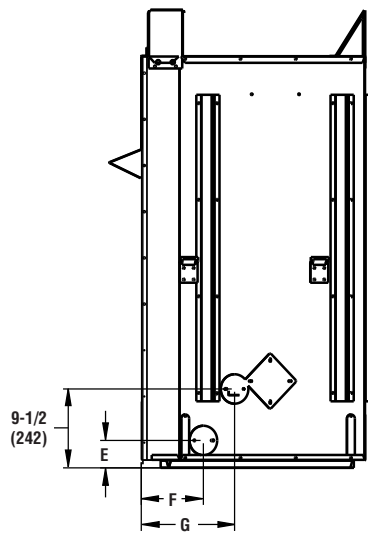
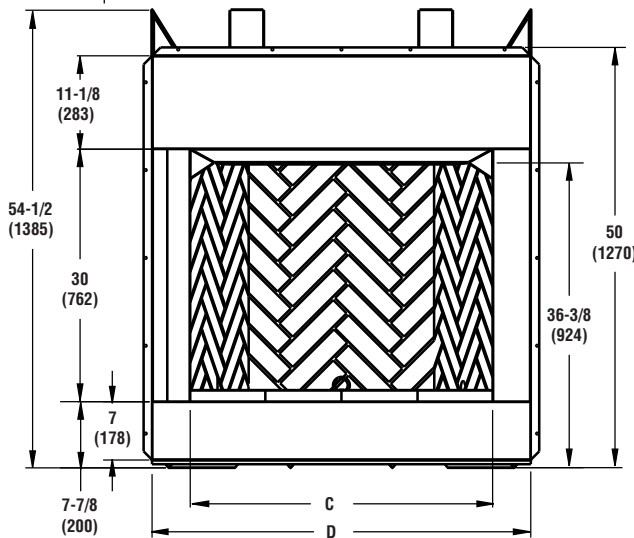
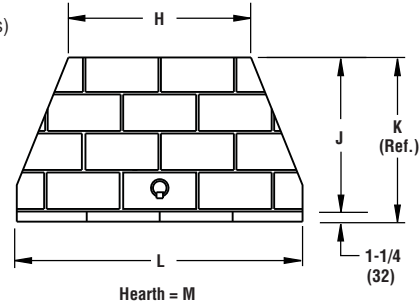
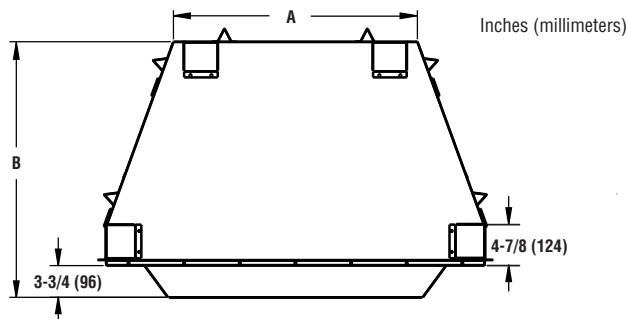
NOTE: Maintain 1-1/2" (38 mm) Clearance at Sides and Back of Fireplace. 1-1/2" (38 mm) Clearance Not Required at Nailing Flanges



Models	A	B	C
36"	54-5/8 (1388)	45-3/8 (1153)	28-1/4 (718)
42"	54-5/8 (1388)	51-3/8 (1305)	30-1/8 (766)
50"	54-5/8 (1388)	59-3/8 (1509)	30-1/8 (766)

Models	D	E	F
36"	45-3/8 (1153)	86-1/2 (2197)	61 (1550)
42"	51-3/8 (1305)	92 (2337)	65 (1651)
50"	59-3/8 (1509)	100 (2540)	71 (1804)

Fireplace Dimensions



Diagrams, illustrations and photographs are not to scale. Consult installation instructions. Product designs, materials, dimensions, specifications, colors, and prices are subject to change or discontinuance without notice.

Models	A	B	C	D	E	F	G	H	J	K	L	M
36"	29 (737)	30-1/2 (775)	36 (915)	45-1/8 (1146)	3-3/8 (86)	7-3/8 (188)	11-1/8 (283)	22-1/2 (572)	19 (483)	20-1/4 (515)	35-1/4 (896)	36" (915)
42"	30-3/8 (772)	32-3/8 (823)	42 (1067)	51-1/8 (1299)	3-3/8 (86)	8-3/4 (223)	13 (331)	26-3/8 (670)	21-3/4 (553)	23 (585)	41-3/8 (1051)	42 (1067)
50"	38-3/8 (795)	32-3/8 (823)	50 (1270)	59-1/8 (1502)	3-3/8 (86)	8-3/4 (223)	13 (331)	34-3/8 (873)	21-3/4 (553)	23 (585)	49-3/8 (1254)	50 (1270)

VRE6000 36/42/50 SERIES

OUTDOOR VENT-FREE GAS FIREPLACE

Product Information

Cat. No.	Model	Weight	Cu. Ft.
F0461	VRE6036RS	446 lb.	109.1
F0462	VRE6036IS	446 lb.	109.1
F0463	VRE6036RH	446 lb.	109.1
F0464	VRE6036IH	446 lb.	109.1
F0465	VRE6042RS	524 lb.	109.1
F0466	VRE6042IS	524 lb.	109.1

Cat. No.	Model	Weight	Cu. Ft.
F0467	VRE6042RH	524 lb.	109.1
F0468	VRE6042IH	524 lb.	109.1
F0469	VRE6050RS	620 lb.	109.1
F0470	VRE6050IS	620 lb.	109.1
F0471	VRE6050RH	620 lb.	109.1
F0472	VRE6050IH	620 lb.	109.1

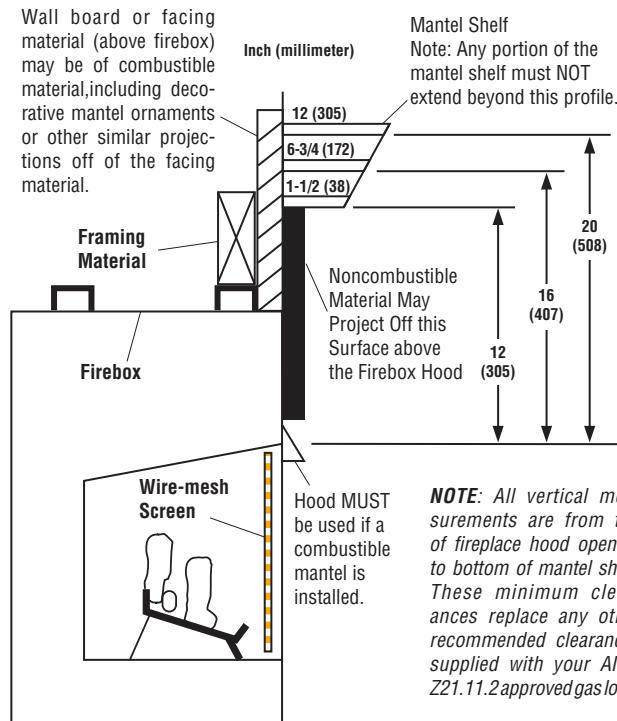
Listing Information



Report No. F09-130

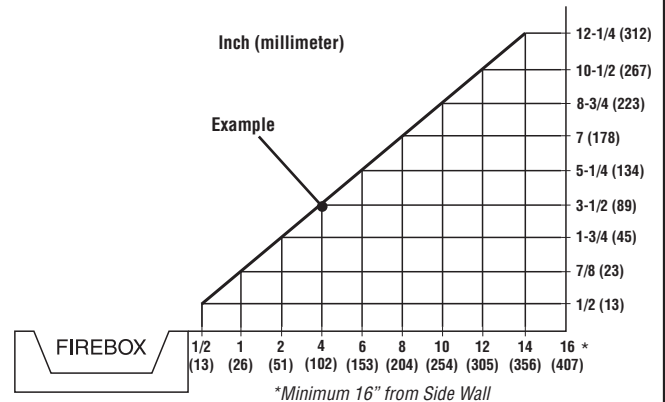
These appliances comply with National Safety Standards and are listed by PFS Corporation to ANSI Z21.91 Ventless Firebox Enclosures for Gas-Fired Unvented Decorative Room Heaters.

Clearances

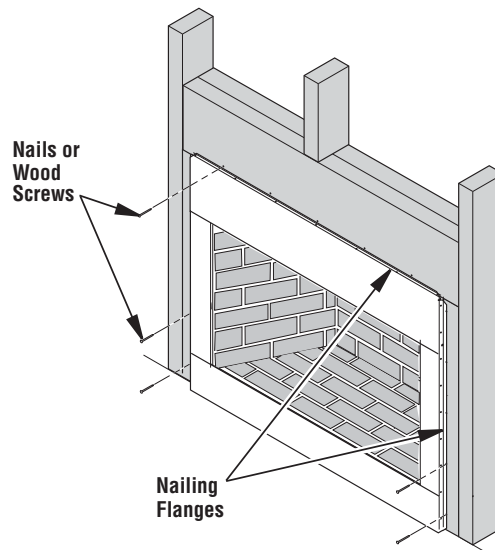


Minimum Wall and Ceiling Clearances (see figure below)

- Clearances from the side of the fireplace cabinet to any combustible material and wall should follow diagram shown here.
Example: The face of a mantel, bookshelf, etc. is made of combustible material and protrudes 3-1/2" from the wall. This combustible material must be 4" from the side of the fireplace cabinet.
- Clearances from the top of the firebox opening to the ceiling should not be less than 42".
- When the firebox is installed directly on carpeting, vinyl tile or other combustible material, other than wood flooring, the firebox should be installed on a metal or wood panel extending the full width and depth of the enclosure.
- Clearances from the bottom of firebox to the floor is 0".



Nailing Flanges



NOTE: DIAGRAMS & ILLUSTRATIONS ARE NOT TO SCALE.

Printed in U.S.A. © 2016 Innovative Hearth Products
P/N 900700-01 REV. NC 05/2016



Specifications and clearances are subject to change without notice. Refer to Installation Manual before installation of these appliances for updated dimensions and instructions.