

Prairie Oak Log Placement Instructions


AMERICAN F^YE DESIGNS[™]
 by R H Peterson co.

CAUTION: Burn hazard! Logs will remain hot for some time after use.


All items for this log set are included in one (1) box.

When this log set is installed on a Robert H. Peterson burner system, the burner pan must first be filled with lava granules/coins as instructed in the main owners manual. These granules are not included with the log set, however are either included with RHP burner systems or available through your local RHP dealer. Contact your dealer for further details.


PRO-27 PARTS LIST




100070




7 RDL-15TL




11 MPL-17T




5 RDL-20T




1 OCL-15BC




2 OCL-15BC




8 OCL-12T



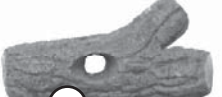
10 OCBWL-17



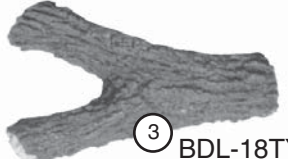
9 MPL-15T



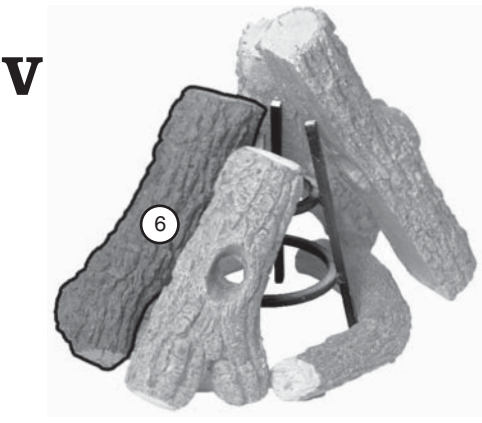
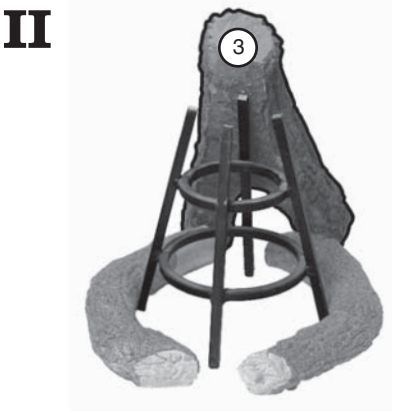
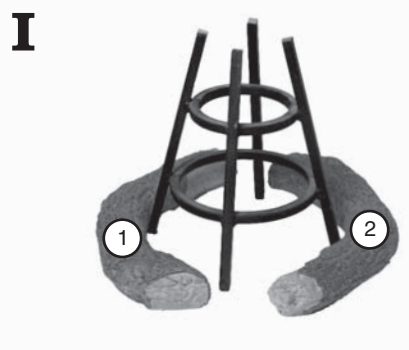
6 BDL-18TR



4 OCL-13T



3 BDL-18TY

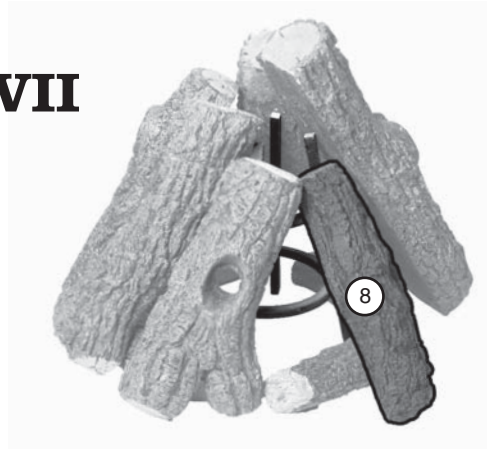


Prairie Oak Log Placement Instructions (cont.)

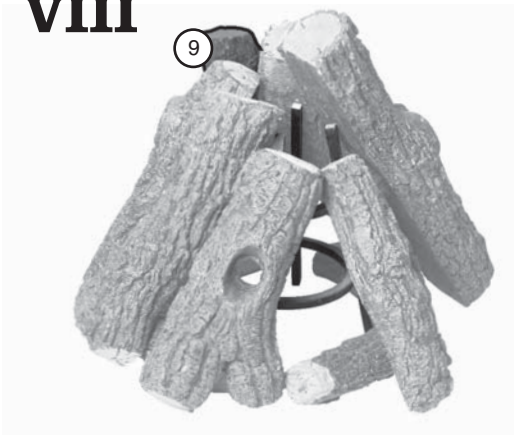
VI




VII



VIII



IX



X



Final Log Placement

Please use this page to record any information that you may want to have at hand.

LOG SET IMPORTANT INFORMATION

This instruction contains suggested log placement for your American Fyre Designs log set. The suggested log placement will allow for superior flame pattern, appearance, and adequate ventilation. **Adequate ventilation is absolutely necessary!** Provided significant, noticeable sooting does not occur, some flexibility is possible in log placement to suit your individual preference (see Important below). If you experience a continued accumulation of carbon (soot) on your logs, move the effected log(s) so as to minimize the flame contact on the effected log(s). Please read these instructions completely and carefully.

Important: **Adequate ventilation is absolutely necessary.** Although there is some flexibility with the log placement, **adequate spacing between the logs is NECESSARY and MUST be maintained.** Some carbon build up (sooting) may occur where the flames strike the logs. If the carbon build up (sooting) continues, rearrange the top logs to allow more opening(s) for the flame(s) before sooting becomes worse. **If any sooting occurs outside of the firebox (i.e. on the walls), turn off the unit immediately and contact a qualified professional service technician.**

WARNING: Use **ONLY** burners and other parts specifically approved for use with this American Fyre Designs gas log set. **Failure to do so may result in property damage or personal injury, and will void listings, certifications, and negate claims made to RHP.** Contact your local Real-Fyre dealer if you need more information.

CAUTION: **Burn hazard! Logs will remain hot for some time after use.** If you need to reposition any log to maintain the proper layout, use heat resistant gloves or allow logs adequate time to cool before handling.

For warranty information refer to the warranty that came with your vented burner system. **This product is only warranted when used as part of a Robert H. Peterson Co. vented burner system.**