



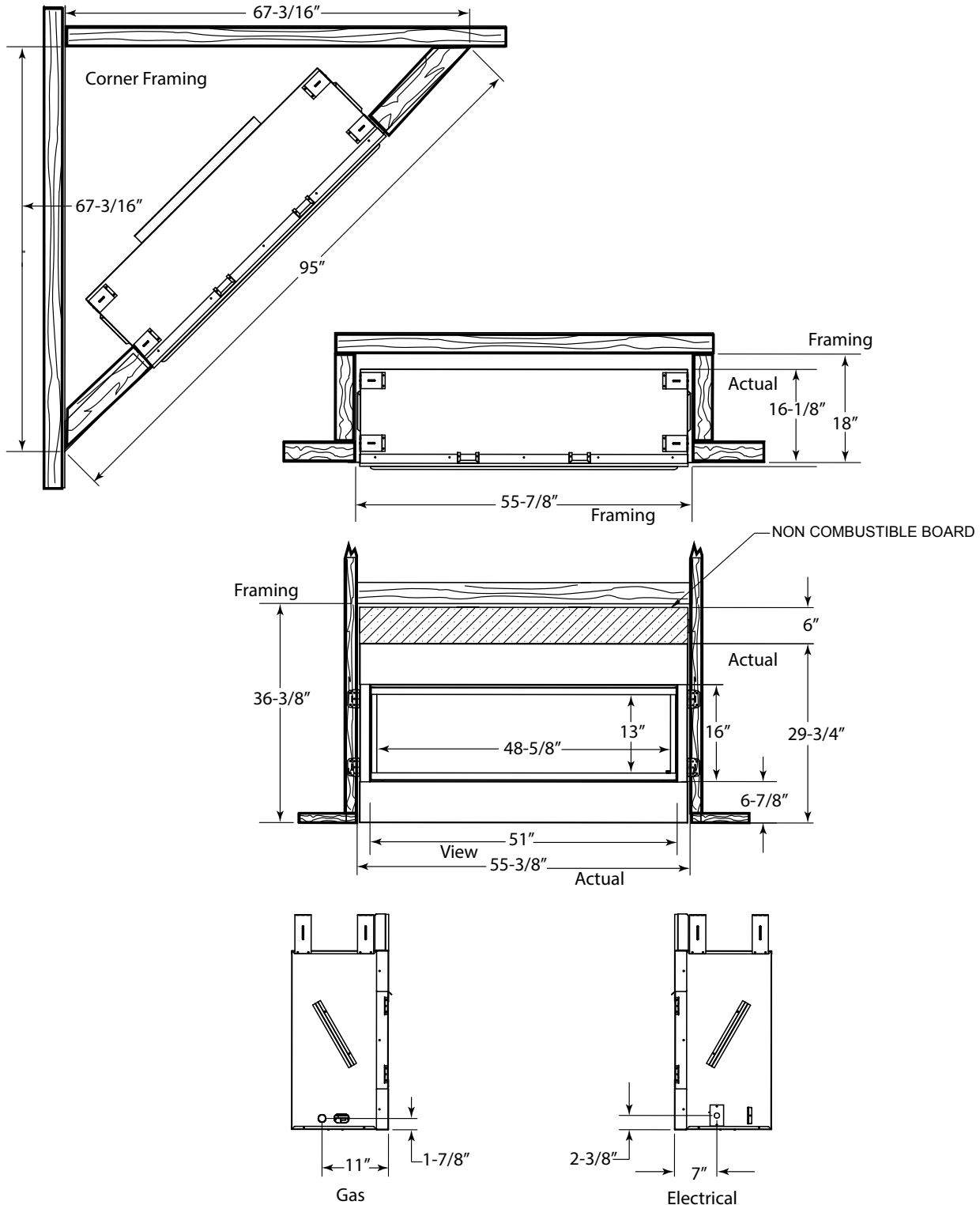
LOVE AT FIRST LIGHT

Please consult the manufacturer's installation manual for all details and requirements before making a final design layout decision.

Artisan 60

Vent Free Fireplace System

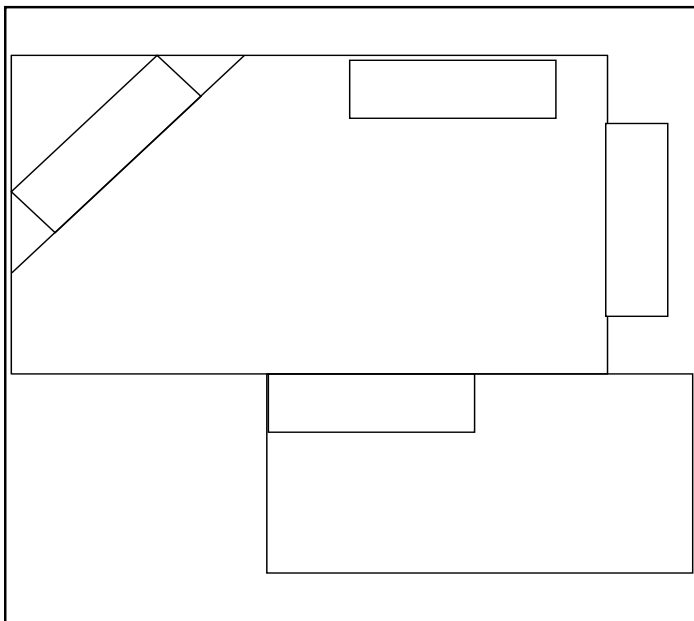
MODEL	FRONT WIDTH		BACK WIDTH		HEIGHT		DEPTH		VIEWING AREA
	Actual	Framing	Actual	Framing	Actual	Framing	Actual	Framing	
AVFL60	55-3/8	55-7/8	55-3/8	55-7/8	29-3/4	36-3/8	16-1/8	18	48-5/8 x 13



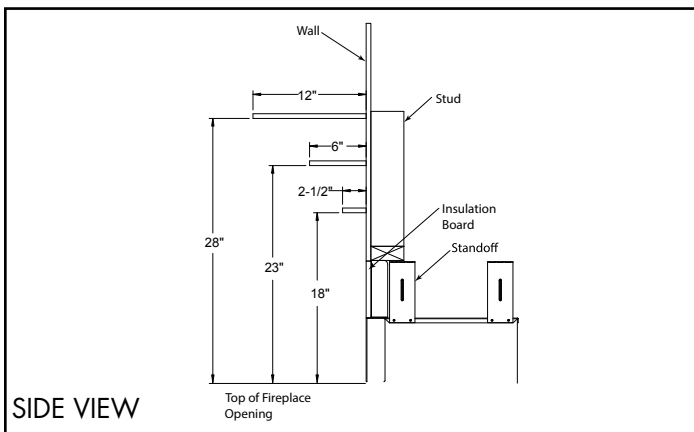
DETERMINE UNIT SIZE

See homeowner's manual for information on determining the proper size unit for the space required.

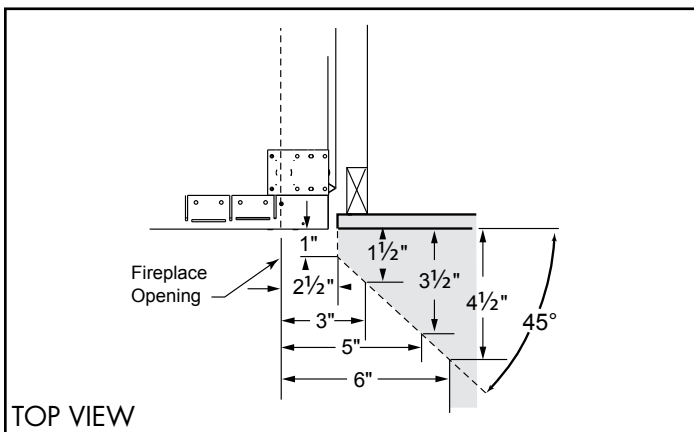
APPLIANCE LOCATION



MANTEL PROJECTIONS

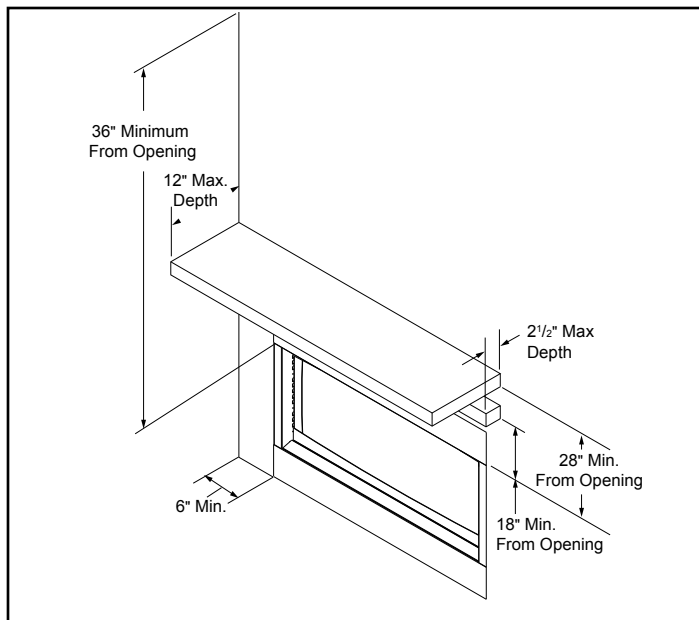


MANTEL LEG PROJECTIONS



LOVE AT FIRST LIGHT

CLEARANCES TO COMBUSTIBLES



Back Wall Clearance — The appliance may be placed against a combustible back wall.

Floor Clearance — The fireplace may be installed directly on a combustible floor or a raised platform of an appropriate height. Do not place fireplace on carpeting, vinyl, tile or other soft floor coverings. It may, however, be placed on flat wood, plywood, particle board or other hard surfaces. Be sure fireplace rests on a solid continuous floor or platform with appropriate framing for support and so that no cold air can enter from under the firebox.

PRODUCT LISTING CODES	
US	ANSI Z223.1 / NFPA70 ANSI Z21.11
	CSA Design Certified

Product information provided is not complete and is subject to change without notice. Product installation must adhere strictly to instructions accompanying product to avoid risk of fire and potential injury.

Additional information can be found online at www.monessenhearth.com