

# INSTALLATION INSTRUCTIONS WIND DEFLECTOR KITS

WG(484,604)LT-1

## FOR USE WITH OL(48,60)TP OUTDOOR FIREPITS

MODELS	DESCRIPTION	KIT
WG484LT	Wind Deflector	OL48TP
WG604LT	Wind Deflector	OL60TP

### Tools Needed:

- Standard screw driver: (med/large size).

### Eye Protection:

- Gloves and eye protection are recommended during unpacking and installation.

**⚠ WARNING**

Handle glass panels with care. DO NOT force panels into place.

### Preparation:

1. Unpack the glass wind deflector components and check for damaged or missing parts.
2. The firepit includes (4) filler trim pieces that must be removed prior to installing the glass panels.

See Figure 1.

**NOTE:** Filler trim pieces will not be re-installed.

**NOTE:** Illustrations are shown without burner screens or crushed glass installed. DO NOT operate firepit without crushed glass installed per the firepit installation instructions.

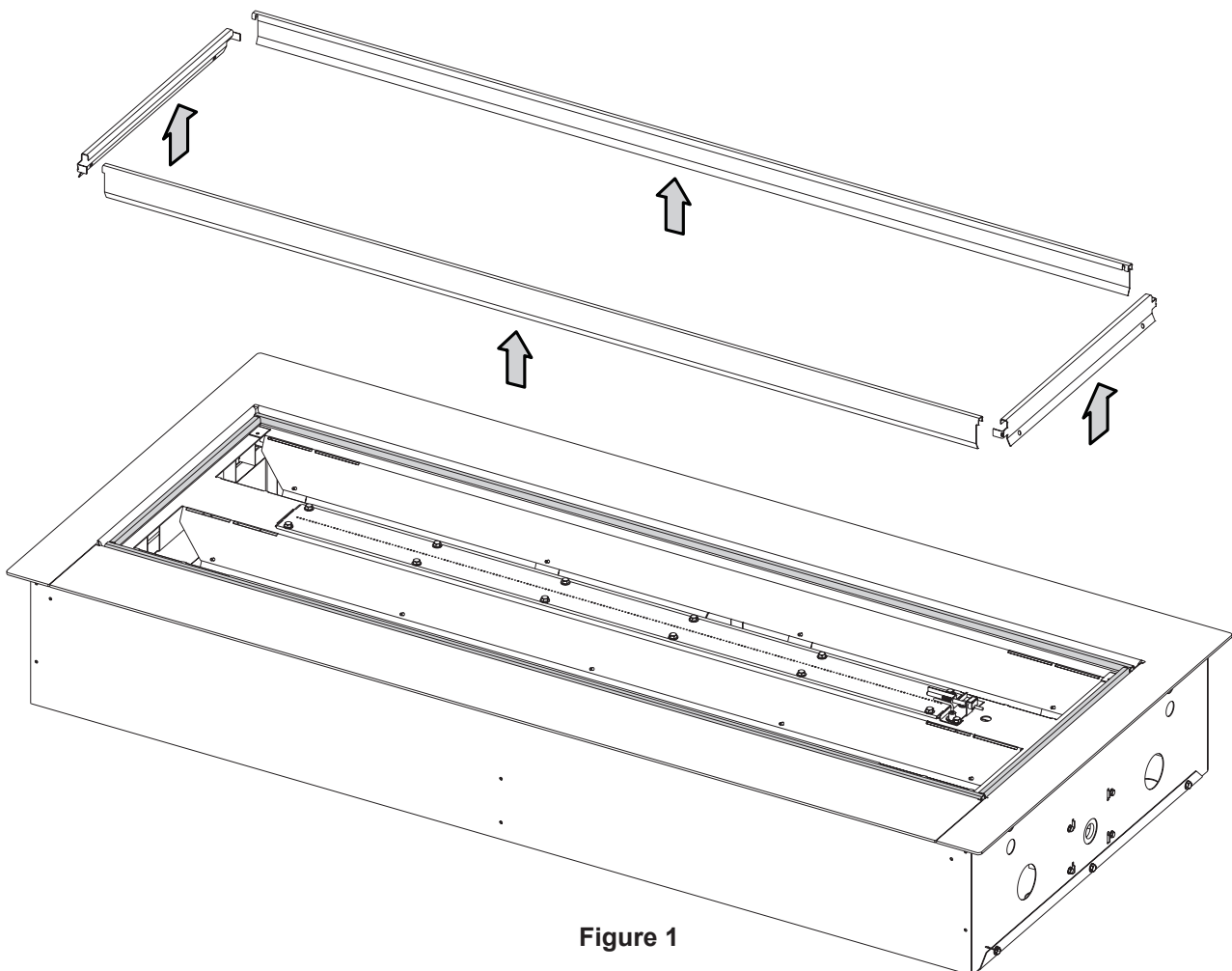
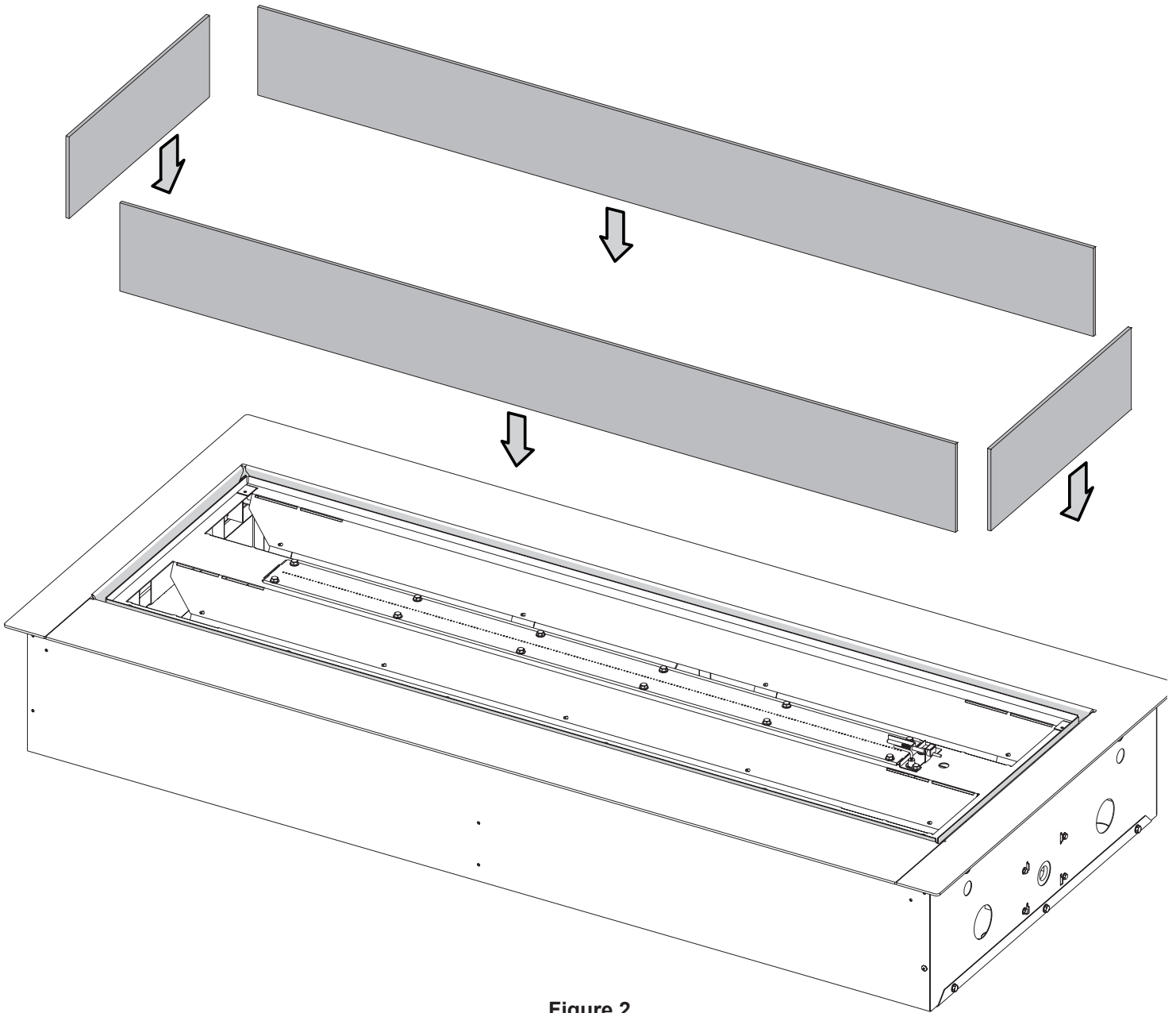


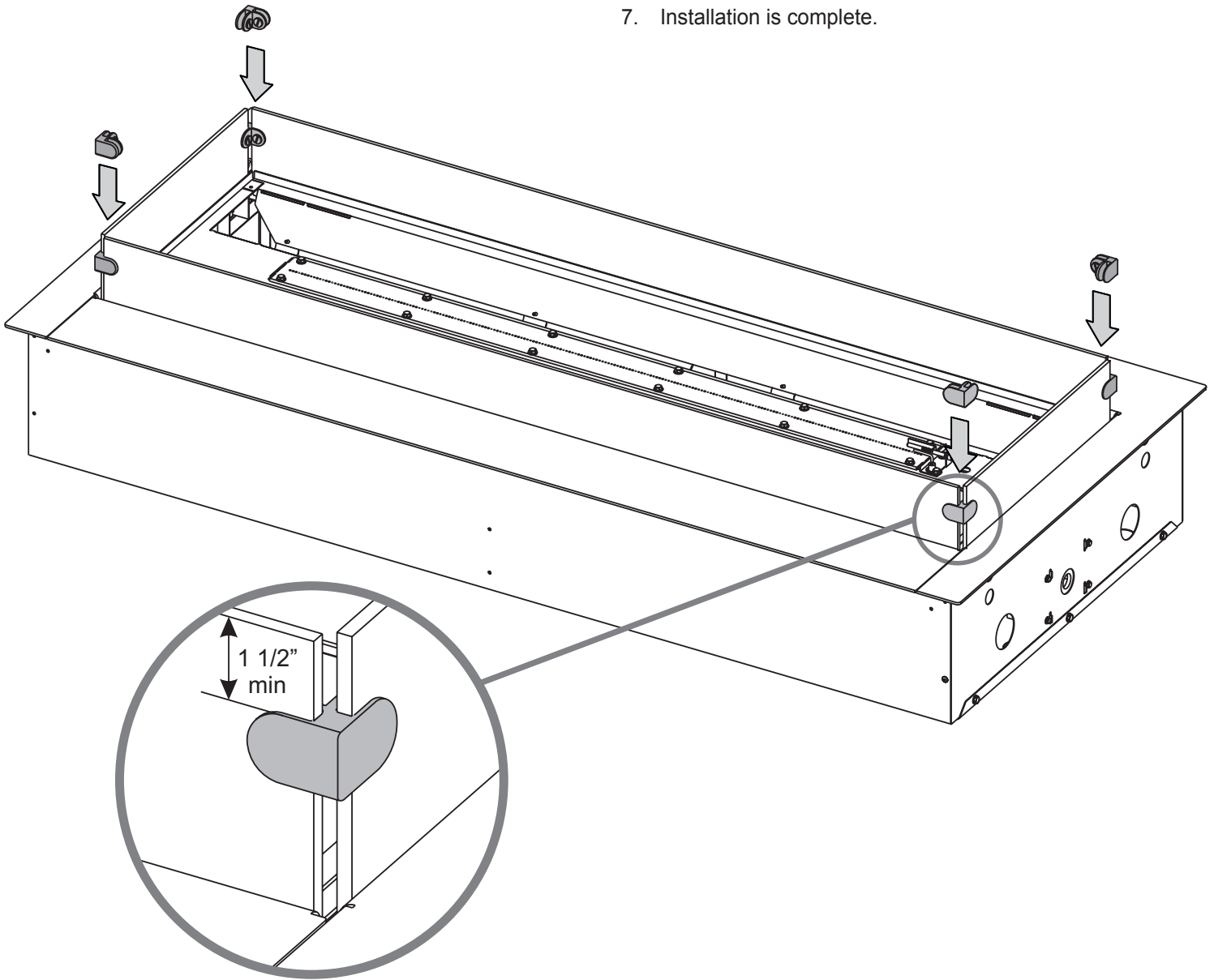
Figure 1

3. Install the (4) glass panels as shown by **Figure 2**. Carefully insert each glass panel in the recessed areas where the filler trim pieces were retained.



**Figure 2**

4. Install the (4) glass corner clips as shown by **Figure 3**. It is recommended that they be installed approximately 1-1/2 inches down from the top edges of the glass panels. This positioning of the corner clips will allow enough clearance for the optional weather covers to be installed.
5. Using a standard screwdriver, tighten the corner clip set screws to the glass panels. **DO NOT** overtighten these set screws.
6. If burner screens and crushed glass were removed, re-install screens and crushed glass before operating the firepit.
7. Installation is complete.



**Figure 3**

<b>GLASS KIT</b>			
<b>Item</b>	<b>Part Description</b>	<b>WG484LT</b>	<b>WG604LT</b>
1	Front/Rear Glass Panel	R11801 (2)	R11981 (2)
2	End Glass Panel	R12400 (2)	R12400 (2)
3	Glass Clip	R12396 (4)	R12396 (4)



**Empire Comfort Systems Inc.  
Belleville, IL**

If you have a general question  
about our products, please e-mail  
us at [info@empirecomfort.com](mailto:info@empirecomfort.com).

If you have a service or repair  
question, please contact your dealer.

SINCE 1932

**[www.empirecomfort.com](http://www.empirecomfort.com)**