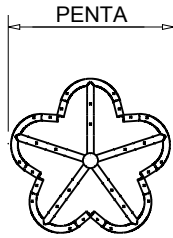
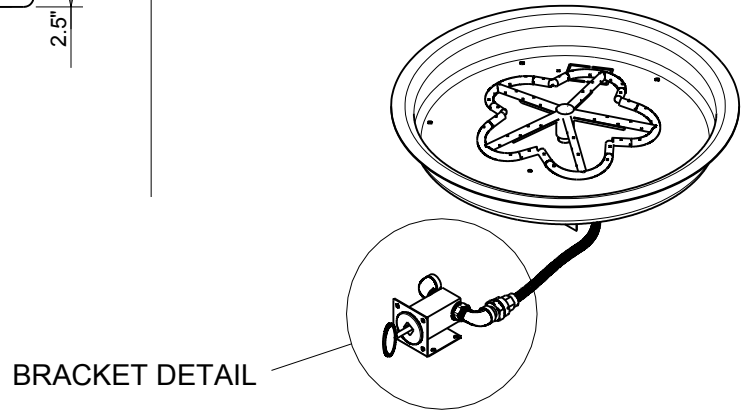
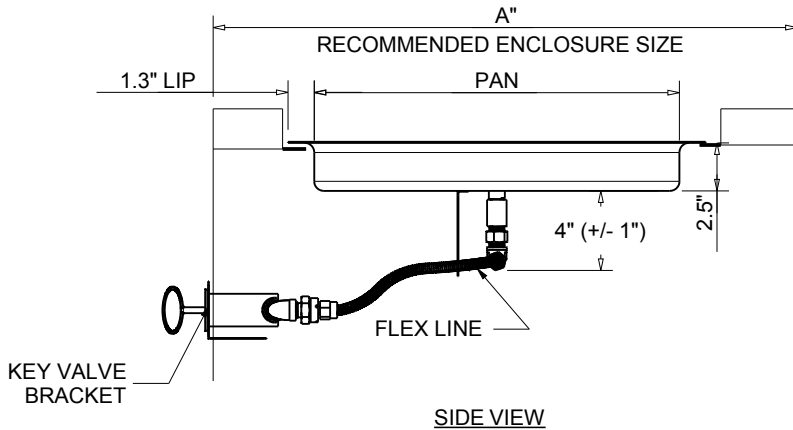




Hearth Products Controls Co
UL CERTIFIED-OUTDOOR USE ONLY
FOR COMMERCIAL AND RESIDENTIAL USE

HEARTH PRODUCTS CONTROLS
 3050 PLAINFIELD RD.
 KETTERING, OH 45432
 TOLL FREE: 1-877-433-7001
 PHONE: (937) 433-7000
 FAX: (937) 433-0704
 www.hpcfire.com

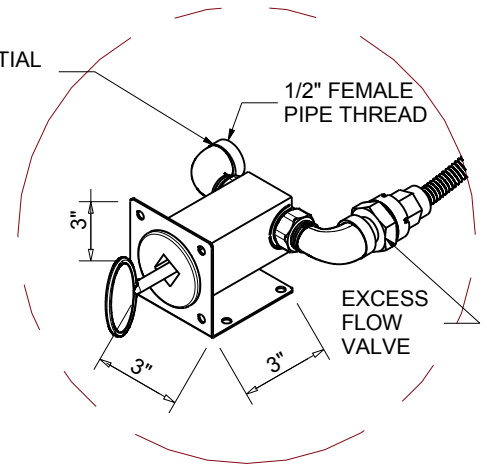


BURNER

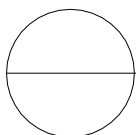
MATERIAL: 304 STAINLESS STEEL

PART NUMBERS	DIMENSION CHART						STND FLEX LINE LENGTH
	PAN	BURNER 1		BURNER 2		A"	
		SIZE	BTU	SIZE	BTU		
PENTA13MLFPK-FLEX	13"	12"	65K	-	-	45"	36"
PENTA19MLFPK-FLEX	19"	12"	65K	-	-	45"	36"
PENTA25MLFPK-FLEX	25"	18"	65K	12"	65K	54"	36"
PENTA31MLFPK-FLEX	31"	18"	65K	12"	65K	54"	36"

GAS IN: RESIDENTIAL PRESSURE ONLY



- Notes:
- PROPER VENTING
 - ENCLOSURES: Recommend 4 each 18 sq.in. vents on opposing sides (Minimum 2 each 18 sq.in. vents).
 - GAS SUPPLY - FOR USE WITH FIXED PIPING SYSTEMS ONLY - NOT FOR USE WITH SMALL TANKS.
 - Natural Gas: Operating Supply Pressure: Minimum: 6.0" W.C.; Maximum: 7.0" W.C.
 - LP Gas: Operating Supply Pressure: Minimum: 10.0" W.C.; Maximum: 11.0" W.C.
- IMPORTANT: Ensure any flex line that may be used from the permanent main fuel supply to the product is rated to the stated max btu of the product and certified to ANSI Z21.75*CSA 6.27.
- MODIFICATION OF PRODUCT WILL VOID ANY CERTIFICATION AND WARRANTY.
 - FOLLOW ALL MANUFACTURER INSTALLATION INSTRUCTIONS AND LOCAL CODES.
 - ALL DIMENSIONS ARE CONSIDERED TRUE AND REFLECT MANUFACTURER'S SPECIFICATIONS AS OF THE REVISION DATE.
 - DO NOT SCALE DRAWING.
 - THESE DRAWINGS ARE FOR SIZING AND PLANNING PURPOSES. ALL INFORMATION CONTAINED HEREIN WAS CURRENT AT THE TIME OF DEVELOPMENT. THE MANUFACTURER'S RESPONSIBLE FOR THE ACCURACY OF THE DRAWING.
 - CONTRACTOR'S NOTE: FOR PRODUCT AND COMPANY INFORMATION VISIT www.CADdetails.com/info REFERENCE NUMBER 771-031.



MATCH LIT FIRE PIT INSERT - WITH FLEX LINE
BOWL ROUND PAN - MLFPK